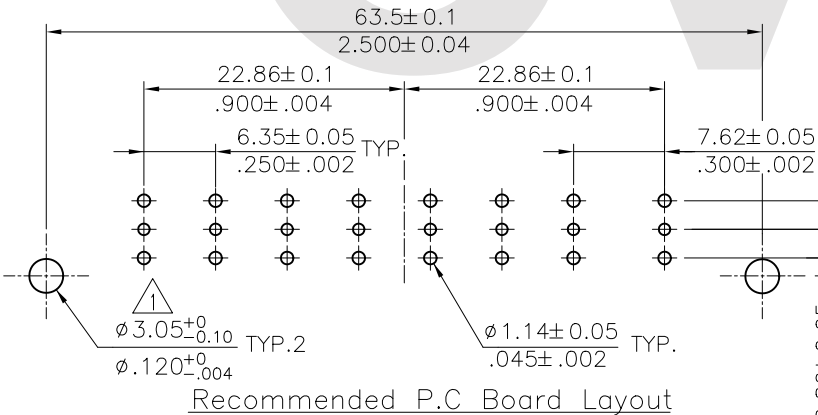
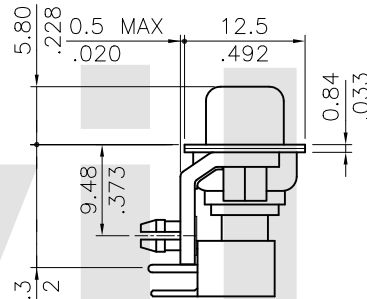



Material:
 Insulator: Glass filled Polyester UL 94V-0
 Shell: Steel, Tin plated as standard

Coaxial terminal
 Insulator: Teflon UL 94V-0, Color white
 Contact: Brass

#4-40 UNC TYP.2



Ordering Code

C8W8 S C H 3 0 1 75 I10
 ① ② ③ ④ ⑤ ⑥ ⑦ ⑧ ⑨

- ① Series No.
- ② Connector Type: S= Receptacle
- ③ Contact type: C= Coaxial Contact
- ④ Contact tail style: H= Right Angle Dip type
- ⑤ Coaxial contact plating:
 2= Gold flash plated over Nickel
 3= 15μ" Gold plated over Nickel
 4= 30μ" Gold plated over Nickel
 5= 50μ" Gold plated over Nickel
- ⑥ Singal contact plating:
 0= Without singal contact
- ⑦ Insulator color: 1= Black, 6= Green
- ⑧ Performance: 50= 50Ω, 75= 75Ω
- ⑨ Mounting Style:
 000= With ø3.05mm holes on shell
 B00= Riveted #4-40 UNC open nuts on front shell
 C00= Riveted #4-40 UNC open nuts on rear shell
 I00= Riveted #4-40 UNC ground tabs with ø3.2mm holes
 I10= Riveted #4-40 UNC ground tabs with board locks(standard)

Mounting Style

Code	000	Code	B00	Code	C00	Code	I00	Code	I10
			DIM. L= 4.0mm		DIM. L= 4.0mm		øA=3.2mm		

④					DATE	UNIT: mm / inch	TITLE: C8W8 COAXIAL FEMALE D-SUB CONNECTOR (RIGHT ANGLE PCB MOUNT TYPE)	瀚荃股份有限公司 CviLux Corporation
③					DRAWN BY: Karen 3/20-17'	TOLERANCE UNLESS OTHERWISE SPECIFIED	MATERIAL:	
②					ENGINEER: Sun 3/20-17'	.X ± 0.30/.012 X: ± 1'	FINISH:	DRAWING NO. C8W806SC PART NO. C8W8SCH*0*****
①	Karen	3/20-17'	ECNT117049/ECRT117003		CHECKED BY: Eisley 3/22-17'	.XX ± 0.20/.008 X: ±		SCALE 2 / 1 SHEET 1 OF 1
SYM	NAME	DATE	REVISIONS		APPROVED BY: Eisley 3/22-17'	.XXX ± 0.10/.004 XX ±		

