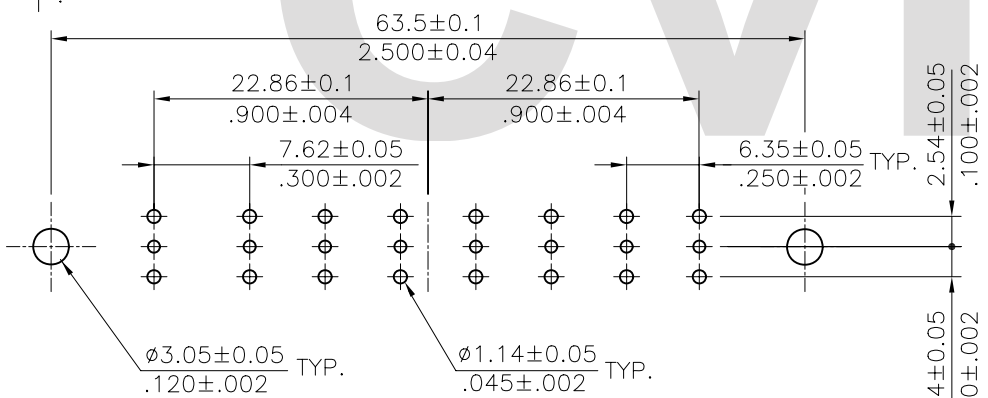
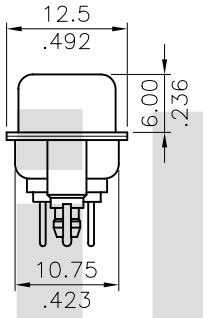
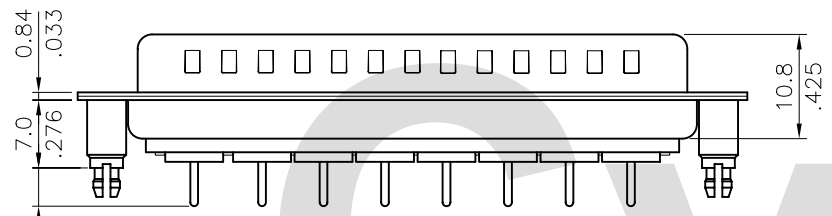


Material:
 Insulator: Glass filled Polyester UL 94V-0
 Shell: Steel, Tin plated as standard
 Coaxial terminal
 Insulator: Teflon UL 94V-0, Color white
 Contact: Brass
 #4-40 UNC TYP.2

Ordering Code

C8W8 P C V 3 0 1 75 D00
 ① ② ③ ④ ⑤ ⑥ ⑦ ⑧ ⑨

- ① Series No.
- ② Connector Type: P= Plug
- ③ Contact type: C= Coaxial Contact
- ④ Contact tail style: V= Straight Dip type
- ⑤ Coaxial contact plating:
 2= Gold flash plated over Nickel
 3= 15μ" Gold plated over Nickel
 4= 30μ" Gold plated over Nickel
 5= 50μ" Gold plated over Nickel
- ⑥ Singal contact plating:
 0= Without singal contact
- ⑦ Insulator color: 1= Black, 6= Green
- ⑧ Performance: 50= 50Ω, 75= 75Ω
- ⑨ Mounting Style:
 000= With Ø3.05mm holes on shell
 B00= Riveted #4-40 UNC open nuts on front shell
 C00= Riveted #4-40 UNC open nuts on rear shell
 D00= Riveted #4-40 UNC ground stand-off on rear shell(standard)



Recommended P.C Board Layout

Mounting Style				RoHS Compliant			
Code	000	Code	B00	Code	C00	Code	D00
			DIM. L= 4.0mm 		DIM. L= 4.0mm 		DIM. L= 7.0mm

④				DATE	UNIT: mm / inch	TITLE: C8W8 COAXIAL MALE D-SUB CONNECTOR (TOP ENTRY BOARD MOUNT TYPE)	瀚荃股份有限公司 CviLux Corporation
③				DRAWN BY: Rita	10/18-01'	TOLERANCE UNLESS OTHERWISE SPECIFIED	
②				ENGINEER: David	10/19-01'	.X ± 0.30/.012 X' ± 1'	
①				CHECKED BY: David	10/19-01'	.XX ± 0.20/.008 .X' ±	
SYM	NAME	DATE	REVISIONS	APPROVED BY: Alex	10/19-01'	.XXX ± 0.10/.004 .XX' ±	

Cvilux Corp
 2001.10.23
 ISSUED

DRAWING NO.	C8W803SB	PART NO.	C8W8PCV*0****00
SCALE	2 / 1	SHEET	1 OF 1