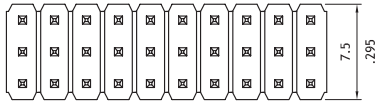



CH96 Series 2.54mm(.100") Triple Rows Pin Headers

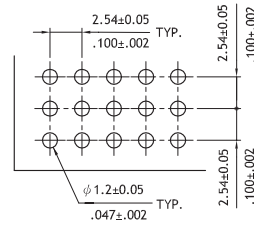
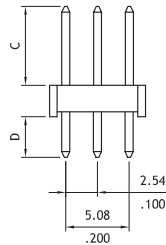
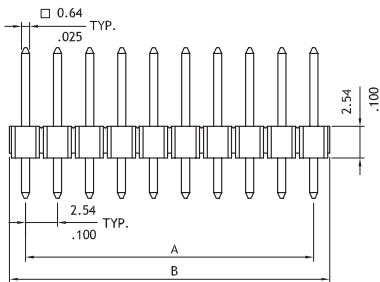
⊙ Mates with CB98

RoHS Compliant

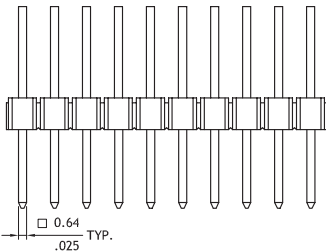


A = 2.54 x No. of Spaces
B = A + 2.36

Option Code	Pin Dimension	
	C	D
00	6.0(.236)	3.0(.118)
01	6.26(.246)	3.0(.118)

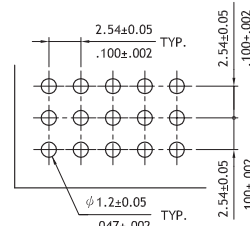
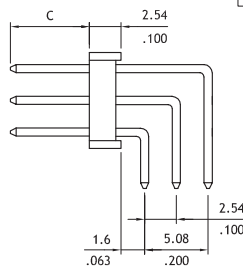
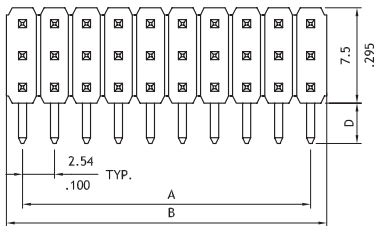


Recommended P.C. Board Layout



A = 2.54 x No. of Spaces
B = A + 2.36

Option Code	Pin Dimension	
	C	D
00	6.0(.236)	3.0(.118)
01	6.26(.246)	3.2(.126)



Recommended P.C. Board Layout

Ordering Code

① CH 9 6 ② X 2 ③ 2 ④ V ⑤ 2 ⑥ 0 0

- ① Series No.**
- ② Circuits:**
09 to 99
X2= 120
- ③ Plating code:**
2= Gold flash over Nickel plated
- ④ Tail Style:**
V= Vertical DIP Type
H= Right Angle DIP Type
- ⑤ Insulator Material & Color:**
2= PBT UL 94V-0 , Color Black
- ⑥ Other options:**
00= Standard
* See option code table
* Consult manufacturer for customized pin length

BOARD TO BOARD