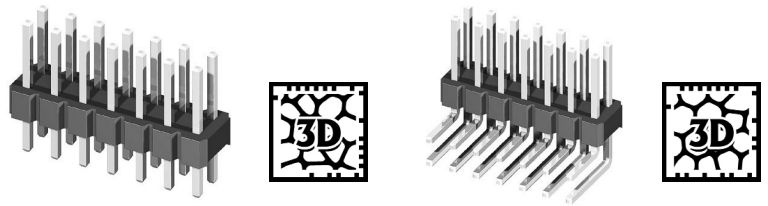
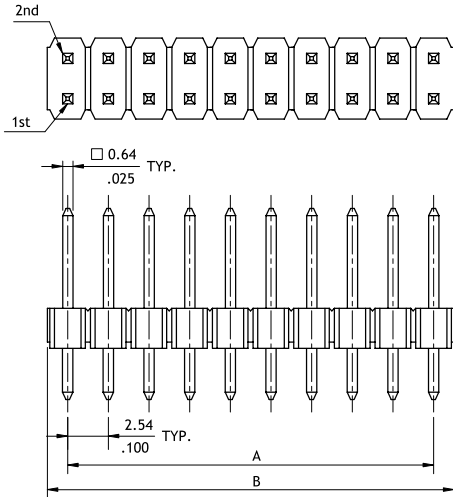


**CH81 Series 2.54mm(.100") Dual Row DIP Pin Headers**

○ Mate with CB83, CB85, CB87, CB91, CB96 and CB97 series

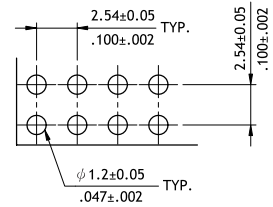
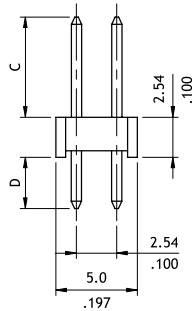


P/N CH81\*\*2VA00-NH



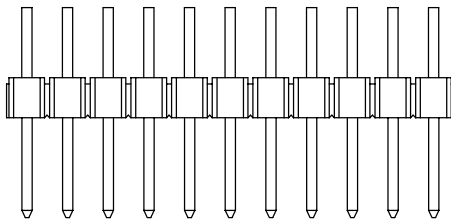
A = 2.54 x No. of Spaces  
B = A + 2.36  
Pin overall length 30.0mm max.

| Option Code | Pin Dimension |            |
|-------------|---------------|------------|
|             | C             | D          |
| 00          | 6.00(.236)    | 3.00(.118) |
| 01          | 6.26(.246)    | 3.00(.118) |
| 02          | 3.50(.138)    | 3.50(.138) |
| 03          | 4.20(.165)    | 4.20(.165) |
| 04          | 15.50(.610)   | 3.00(.118) |



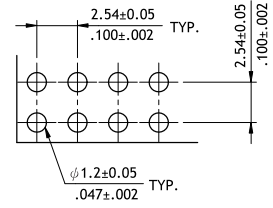
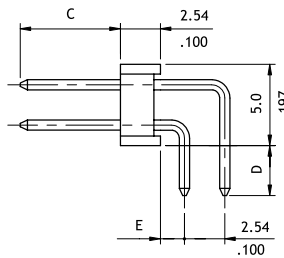
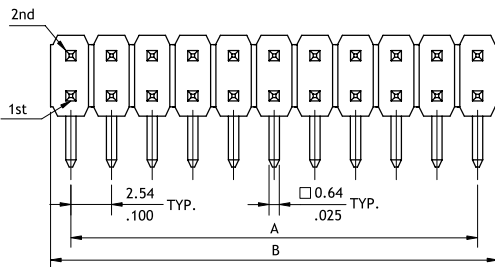
Recommended P.C. Board Layout

P/N CH81\*\*2HA00-NH



A = 2.54 x No. of Spaces  
B = A + 2.36

| Option Code | Pin Dimension |            |            |
|-------------|---------------|------------|------------|
|             | C             | D          | E          |
| 00          | 6.00(.236)    | 3.00(.118) | 1.50(.059) |
| 01          | 6.26(.246)    | 3.00(.118) | 1.50(.059) |
| 02          | 3.50(.138)    | 3.50(.138) | 1.50(.059) |
| 03          | 3.00(.118)    | 3.00(.118) | 1.50(.059) |
| 04          | 3.40(.134)    | 2.80(.110) | 1.50(.059) |



Recommended P.C. Board Layout

**Ordering Code**

**① CH ② 8 ③ 0 ④ 2 ⑤ V ⑥ A ⑦ 00 - NH**

- ① Series No.
- ② No. of Circuits: 04 to 80
- ③ Plating Code:  
2 = Gold flash over Nickel
- ④ Tail: V = Straight DIP Type  
H = Right Angle DIP Type
- ⑤ Insulator Material & Color:  
A = Nylon 6T UL 94V-0, Color Black
- ⑥ Other Options: 00 = Standard  
\*See option code tables  
\*Consult manufacturer for customized pin length
- ⑦ -NH = For Lead Free soldering process and Halogen-Free

CH

PIN HEADER CONNECTORS