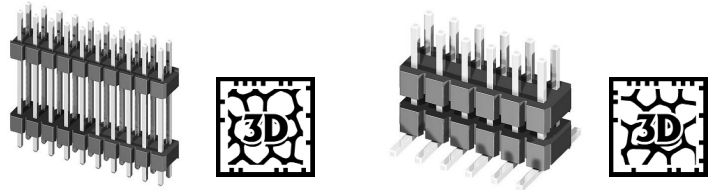


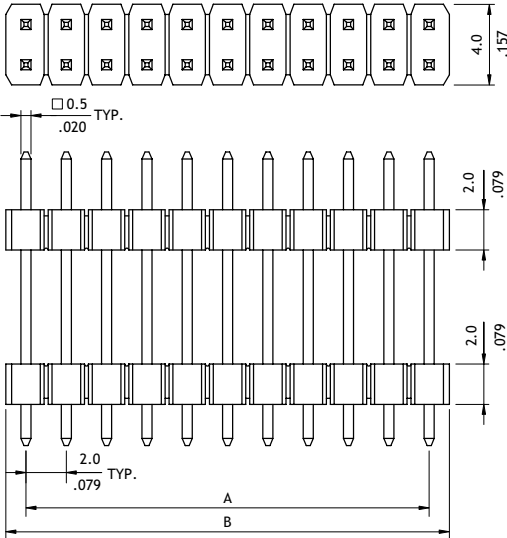
CH75 Series 2.00mm(.079") Dual Row Dual Bodies Pin Headers

○ Mate with CB74 and CB78 series

RoHS Compliant

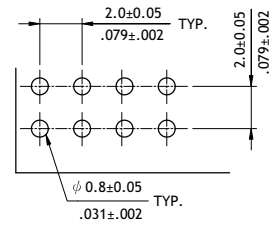
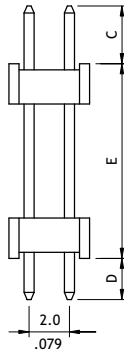


P/N CH75**2VA00-NH



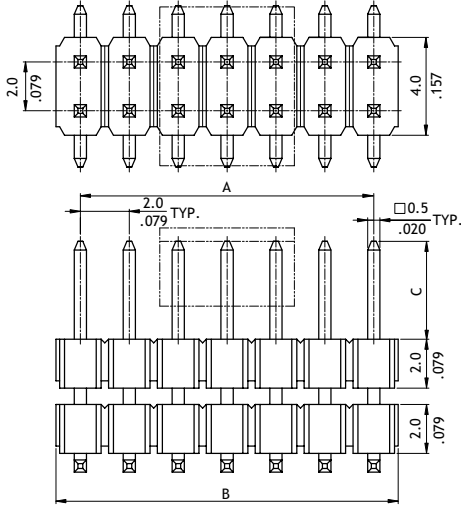
A = 2.0 x No. of Spaces
 B = A + 2.0
 Pin overall length 30.0 max.

Option Code	Pin Dimension		
	C	D	E
00	4.0(.157)	2.5(.098)	11.60(.457)
01	3.55(.140)	2.55(.100)	9.55(.376)
02	4.0(.157)	2.5(.098)	9.30(.366)



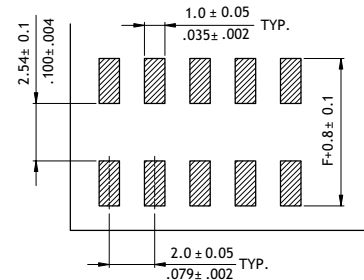
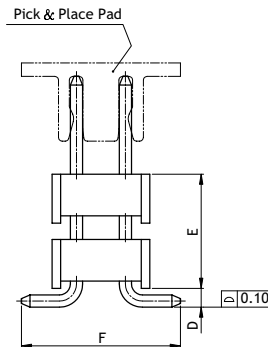
Recommended P.C. Board Layout

P/N CH75**2M100-**-NH



A = 2.0 x No. of Spaces
 B = A + 2.0

Option Code	Pin Dimension			
	C	D	E	F
00	4.0(.157)	0.77(.030)	4.0(.157)	6.5(.256)
01	4.0(.157)	0.77(.030)	11.0(.433)	6.5(.256)
01	4.0(.157)	0.77(.030)	8.0(.315)	6.5(.256)



Recommended P.C. Board Layout

Ordering Code

① CH75 ② 80 ③ 2 ④ M ⑤ 100 - ⑦ 00 - ⑧ NH

- ① Series No.
- ② No. of Circuits: 04 to 80
- ③ Plating Code: 2 = Gold flash over Nickel
- ④ Tail & Mounting Style: V = Straight DIP Type
M = Straight SMT Type
- ⑤ Insulator Color:
1 = Nylon 6T, Color Black (SMT)
A = Nylon 6T, Color Black (DIP)
- ⑥ Other Options: 00 = Standard
*See option code table
*Consult manufacturer for customized pin length
- ⑦ Packing:
00 = Without Pick & Place Pad (Tube)
0P = With Pick & Place Pad (Tape & Reel)
*Code 7 for SMT Type only
- ⑧ -NH = For Lead Free soldering process and Halogen-Free

CH

PIN HEADER CONNECTORS