

REV  
NC

**WB-60S\***

REVISIONS			
SYM	DESCRIPTION	DATE	APPROVED
NC	NEW RELEASE PER E.O. P17208	4-5-01	RDR

5. SEE SHEET 2 FOR OTHER KEY ARRANGEMENTS.
4. MATERIAL: PLASTIC
3. THIS WEDGE LOCK MATES WITH DRB16-60S\*(N)E-\*\*\*\* PLUG  
(\* = A,B,C,D KEYS; \*\*\*\* = ALL MODIFICATIONS).  
CONSULT FACTORY FOR MODS.
2. DIMENSION TOLERANCE:  $\pm .025$  [.64].
1. DIMENSIONS ARE IN INCHES [mm].
- NOTES:

SIGNATURE & DATE	
DR	S. PALLUTH 04/02/01
CHK	W. M. 4-4-01
PE	S. Palluth 4/2/01
APPD	D. Meyer 4/2/01
SCALE	NONE

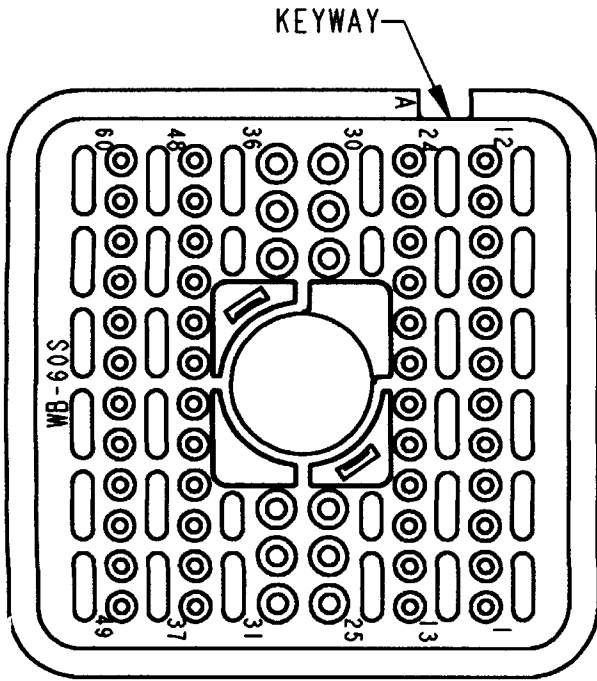
WEDGE LOCK, PLUG  
60 CONTACTS  
KEYS A,B,C & D  
DRB SERIES

ENVELOPE

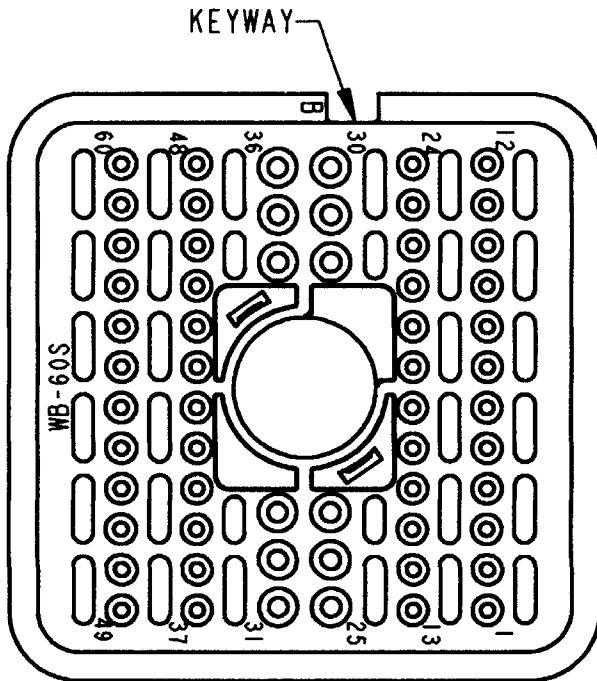
CP	EP059	MATL. CODE
<b>The Deutsch Company</b> DEUTSCH I.P.D. 3850 INDUSTRIAL AVE. HEMET, CALIF. 92545		
<b>B</b>	<b>WB-60S*</b>	
DWG SIZE	CODE 11139	SHEET 1 OF 2

REV	WB-60S*
NC	

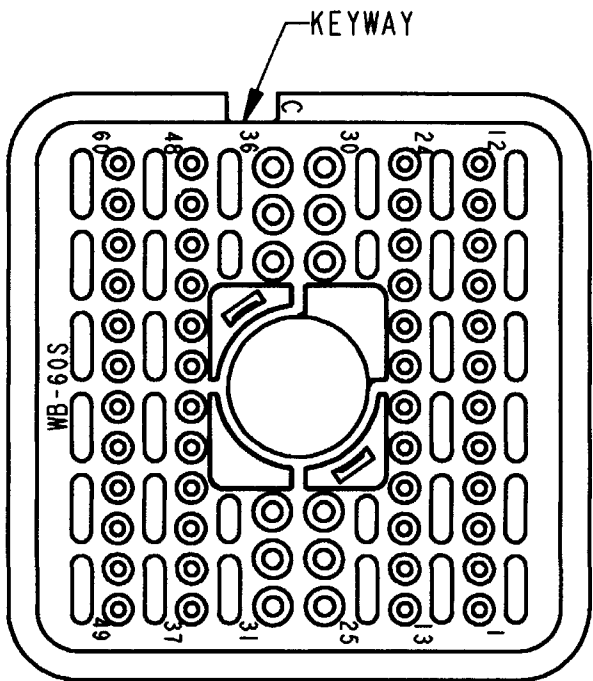
REVISIONS			
SYM	DESCRIPTION	DATE	APPROVED
	SEE SHEET 1	4-5-01	RDR



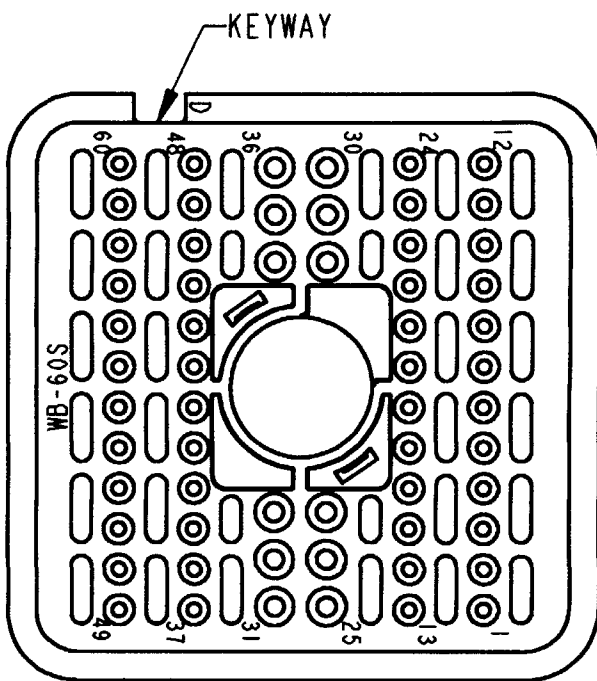
**WB-60SA**  
KEY ARRANGEMENT -A-  
COLOR: GREY



**WB-60SB**  
KEY ARRANGEMENT -B-  
COLOR: BLACK



**WB-60SC**  
KEY ARRANGEMENT -C-  
COLOR: GREEN



**WB-60SD**  
KEY ARRANGEMENT -D-  
COLOR: BROWN

NOTES:

SIGNATURE & DATE		WEDGE LOCK, PLUG 60 CONTACTS KEYS A,B,C & D DRB SERIES	CP	EP059	MATL CODE
DR	S. PALLUTH 04/02/01		<b>The Deutsch Company</b> DEUTSCH I.P.D. 3850 INDUSTRIAL AVE. HEMET, CALIF. 92545		
CHK	P. Miller 4-4-01				
PE	S. Palluth 4/2/01				
APPD	D. Meyer 4/2/01	ENVELOPE	<b>B</b> <b>WB-60S*</b> DWG SIZE CODE SHEET 2 OF 2		
SCALE	NONE				