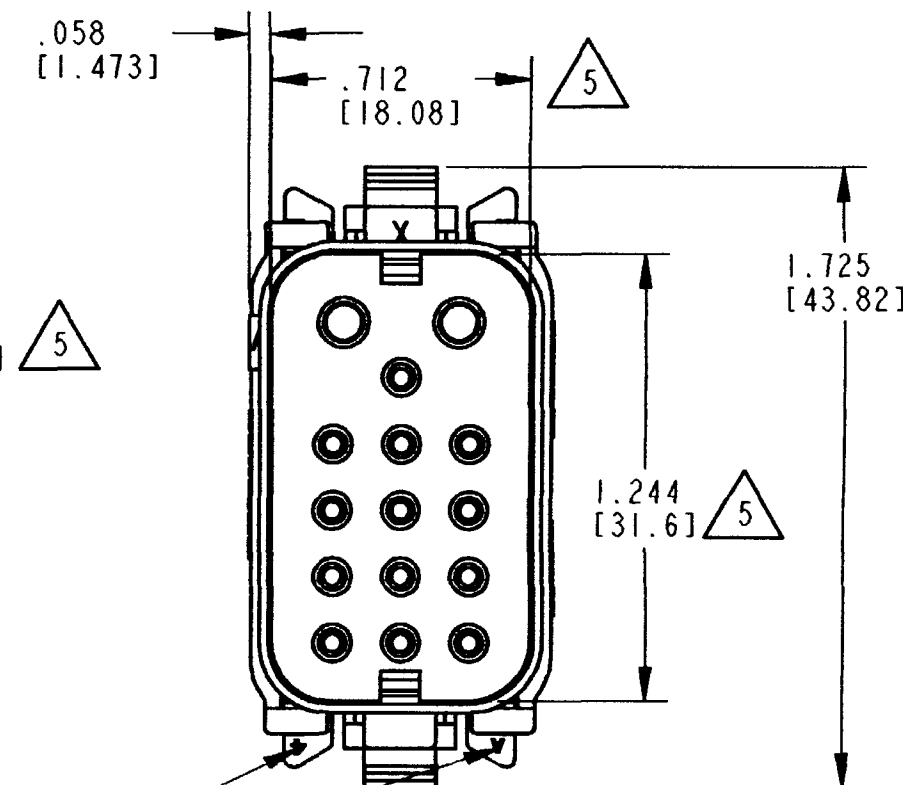
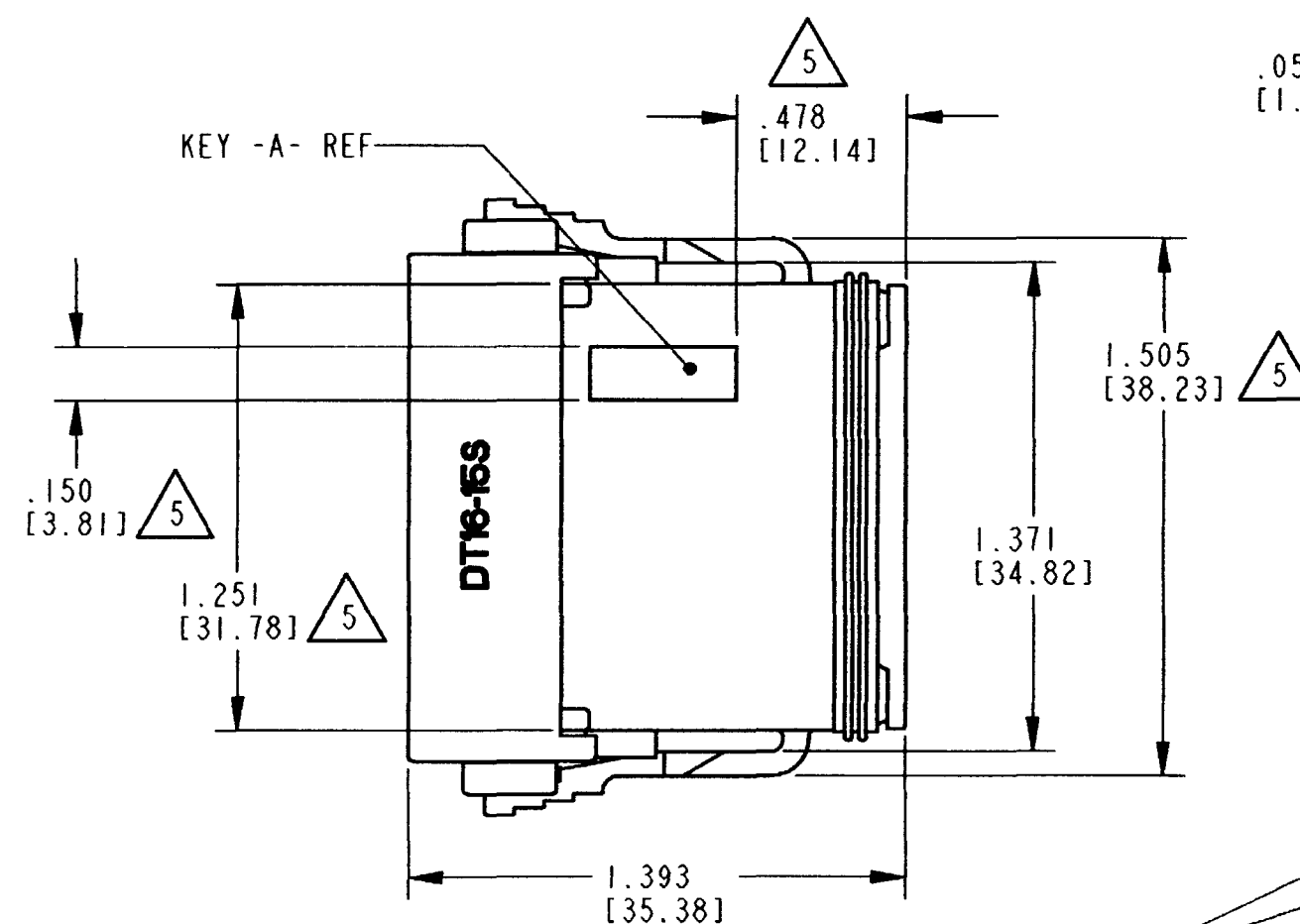
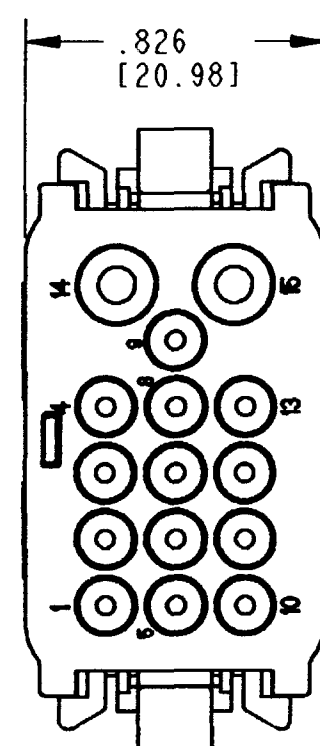


CONTACT SIZE	MIN. INSUL. O.D.	MAX. INSUL. O.D.	WIRE RANGE [mm ²] 3
16 (13PL)	.053 [1.35]	.120 [3.05]	14-20 AWG [2.0-0.5]
12 (2PL)	.097 [2.46]	.158 [4.01]	12-14 AWG [3.0-2.0]

REV
E DT16-15S*-K003

REVISIONS			
SYM	DESCRIPTION	DATE	APPROVED
B	REVISED PER E.O. P18575	10/21/04	R.D.R
C	REVISED PER E.O. P18753	2/3/05	R.D.R
D	REVISED PER E.O. P19014	8/22/05	R.D.R
E	REVISED PER E.O. P19253	5-16-06	RDR



5 DIMENSIONS HELD BY DESIGN CONTROLS.

4. MATERIAL: SHELL: PLASTIC; COLOR: BLACK
SEAL: RUBBER

3 FOR CONTACTS AND WIRE PERFORMANCES AND APPLICATION CHARACTERISTICS
SEE ENVELOPE DRAWINGS 0425-015-0000 AND 0425-017-0000.

2. DIMENSIONS ARE $\pm .025$ [.64] UNLESS OTHERWISE SPECIFIED.

1. ALL DIMENSIONS ARE IN INCHES [MILLIMETERS].

NOTES:

DATE CODE
MONTH IS REPRESENTED BY SEQUENTIAL ALPHA CHARACTERS
EX: A = JANUARY
YEAR IS REPRESENTED BY LAST NUMERICAL DIGIT
EX: 4 = 2004

SIGNATURE & DATE	
DR	X. SANCHEZ 21 NOV 02
CHK	D. MEYER 5/15/06
PE	W. PLAM 5/16/06
APPD	S. BLUM 5-15-06
SCALE	NONE
WT	

15 WAY PLUG
2 SIZE #12 AND
13 SIZE #16 CONTACTS
K003 MOD.
D.T. SERIES

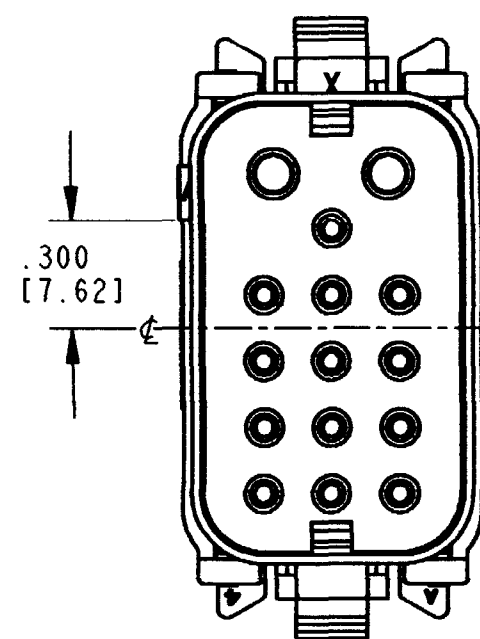
ENVELOPE

CP	MATL. CODE
The Deutsch Company DEUTSCH I.P.D. 3850 INDUSTRIAL AVE. HEMET, CALIF. 92545	
B	DT16-15S*-K003
DWG SIZE	CODE 11139 SHEET 1 OF 2

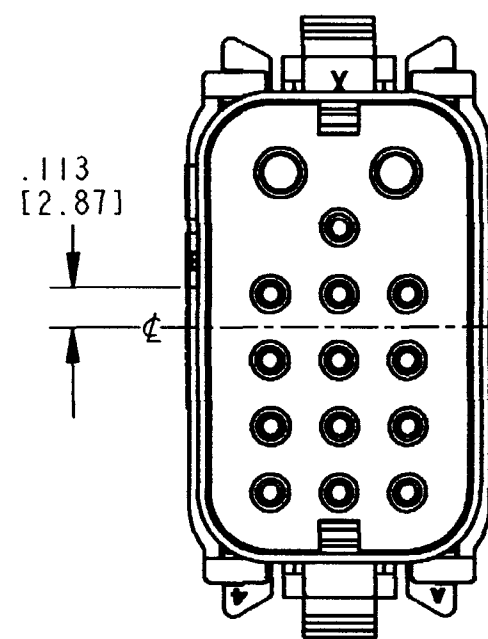
REV
E DT16-15S*-K003

REVISIONS			
SYM	DESCRIPTION	DATE	APPROVED
B	REVISED PER E.O. P18575	10/21/04	R.D.R
C	REVISED PER E.O. P18753	2/3/05	R.D.R.
D	REVISED PER E.O. P19014	8/22/05	R.D.R
E	REVISED PER E.O. P19253	5-16-06	RDR

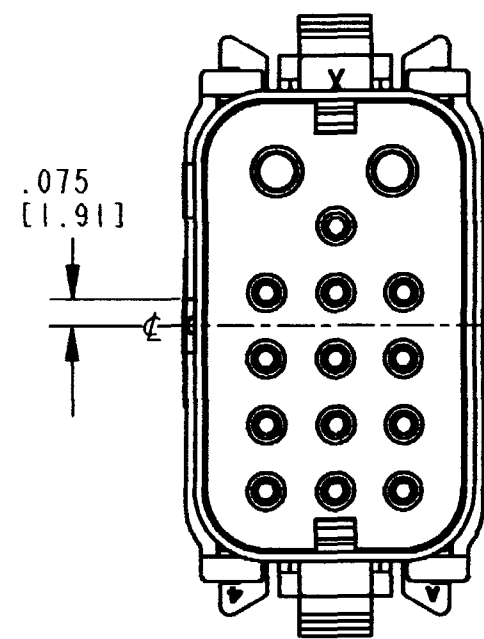
KEY ARR -A-



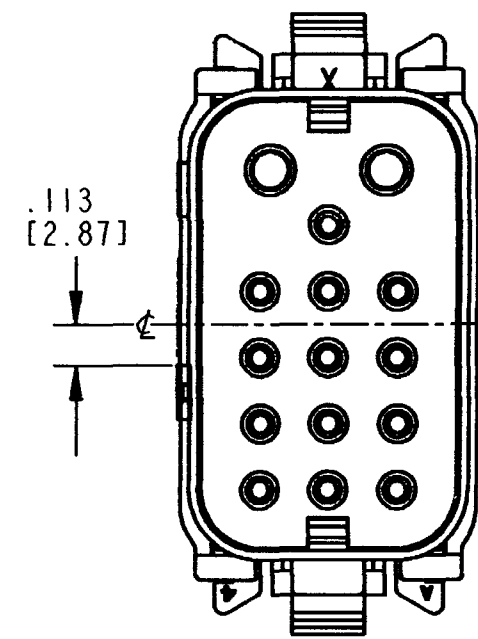
KEY ARR -B-



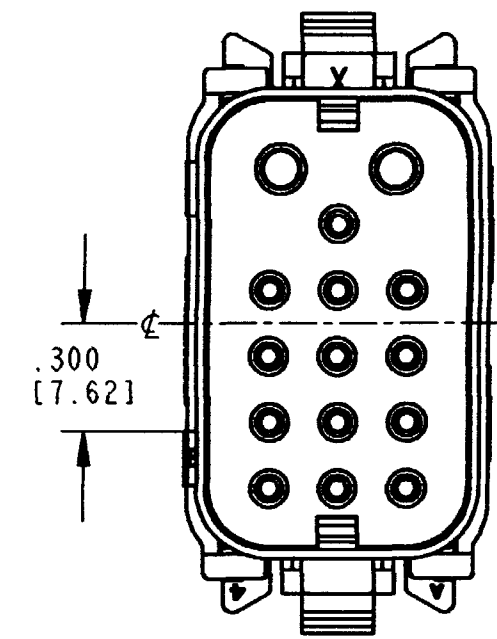
KEY ARR -C-



KEY ARR -D-



KEY ARR -E-



NOTES:

SIGNATURE & DATE	
DR	X. SANCHEZ 21 NOV 02
CHK	D. M. 5/15/06
PE	5/12/06
APPD	5/12/06
SCALE	NONE
WT	

15 WAY PLUG
2 SIZE #12 AND
13 SIZE #16 CONTACTS
K003 MOD.
D.T. SERIES

ENVELOPE

CP	MATL. CODE
The Deutsch Company DEUTSCH I. P. D. 3850 INDUSTRIAL AVE. HEMET, CALIF. 92545	
B	DT16-15S*-K003
DWG SIZE	CODE 11139 SHEET 2 OF 2