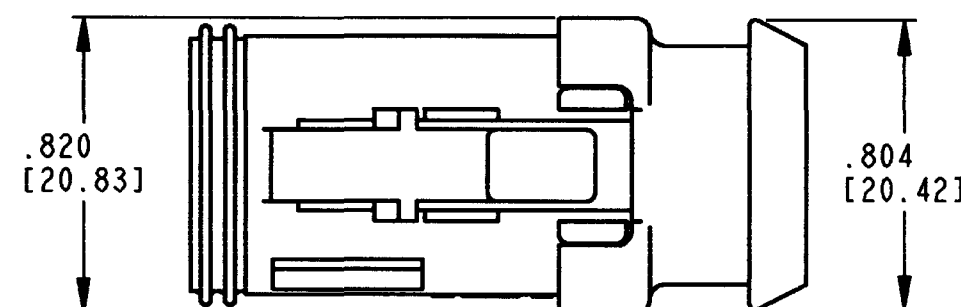
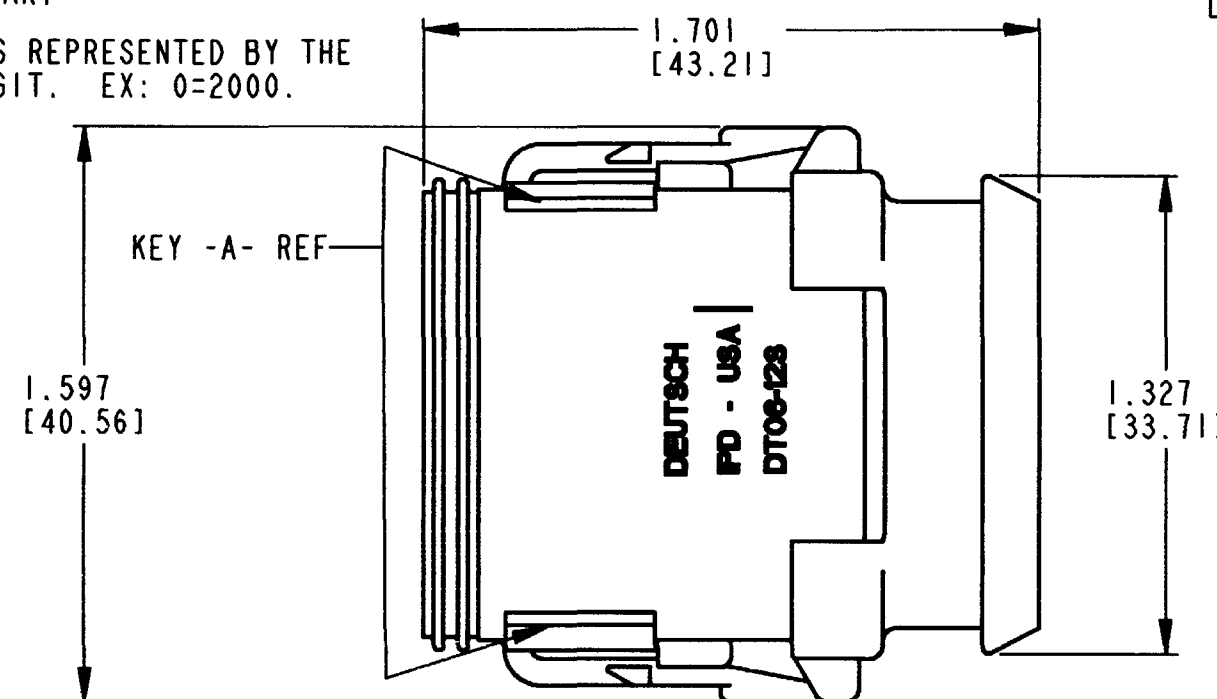
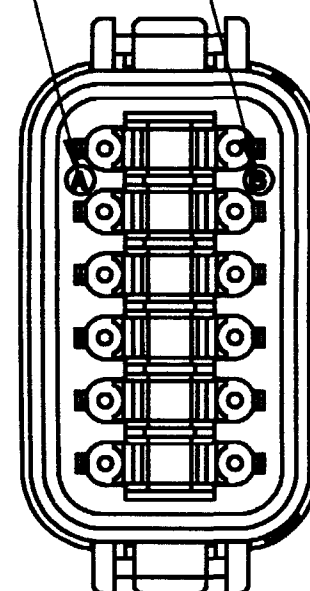


3D VIEW

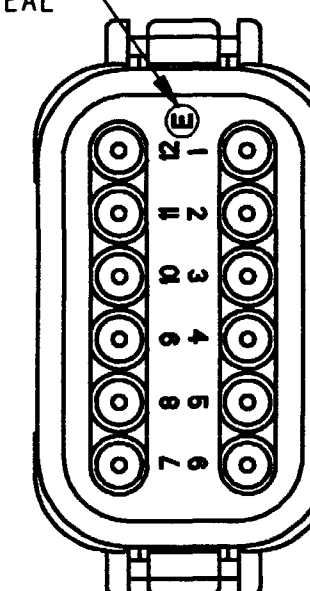


DATE CODE: MONTH IS REPRESENTED BY SEQUENTIAL ALPHA CHARACTERS. EX: A=JANUARY

DATE CODE: YEAR IS REPRESENTED BY THE LAST NUMERICAL DIGIT. EX: 0=2000.



-E- DESIGNATES REDUCED DIAMETER WIRE SEAL



REV NC DT06-12S\*-CE04

REVISIONS			
SYM	DESCRIPTION	DATE	APPROVED
NC	REDRAWN/REPLACES PREVIOUS		
	RELEASE PER E.O. P18157	5-16-03	RDR

CONTACT SIZE	MIN. INSUL O.D.	MAX. INSUL O.D.	WIRE RANGE [mm <sup>2</sup> ] REF ONLY
16	.053 [1.35]	.120 [3.05]	14-20 AWG [2.0-0.5]

5. MATERIAL: SHELL: PLASTIC  
SEAL: RUBBER

4. THIS PLUG MATES WITH DT04-12PA-\*\*\*\* (\*\*\*\* = ALL MODIFICATIONS). CONSULT FACTORY FOR MODIFICATIONS.

3. FOR CONTACTS AND WIRE PERFORMANCE AND APPLICATION CHARACTERISTICS SEE ENVELOPE DRAWING 0425-015-0000 AND 0425-017-0000.

2. DIMENSIONS ARE  $\pm .025$  [0.63] UNLESS OTHERWISE SPECIFIED.

1. DIMENSIONS ARE IN INCHES [MILLIMETERS].

NOTES:

SIGNATURE & DATE	
DR	T. YOHANNES 5/2/03
CHK	D. M. 5/15/03
PE	T. Johannes 5/16/03
APPD	B. Bend 5-7-03
SCALE	NONE WT

12 WAY PLUG  
W/ EXTENDED WELD CAP  
AND REDUCED WIRE SEALS  
DT SERIES

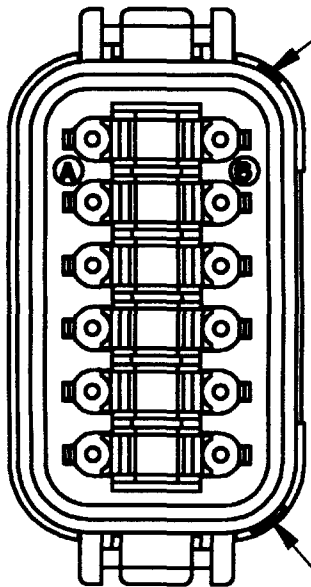
ENVELOPE

CP	MATL. CODE
<b>The Deutsch Company</b> DEUTSCH I.P.D. 3850 INDUSTRIAL AVE. HEMET, CALIF. 92545	
<b>B</b>	<b>DT06-12S*-CE04</b>
DWG SIZE	CODE 11139 SHEET 1 OF 2

REV  
NC DT06-12S\*-CE04

REVISIONS			
SYM	DESCRIPTION	DATE	APPROVED
NC	REDRAWN/REPLACES PREVIOUS		
	RELEASE PER E.O. P18157	5-16-03	RDR

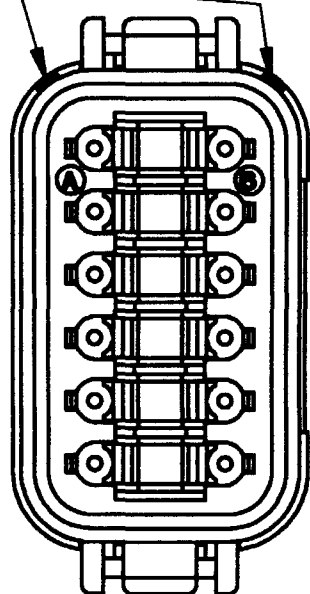
PART NO: DT06-12SA-CE04  
KEY ARR -A-  
COLOR: GRAY



KEYS -A-

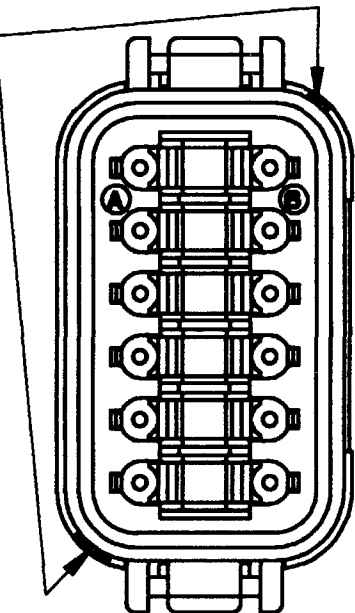
PART NO: DT06-12SB-CE04  
KEY ARR -B-  
COLOR: BLACK

KEYS -B-



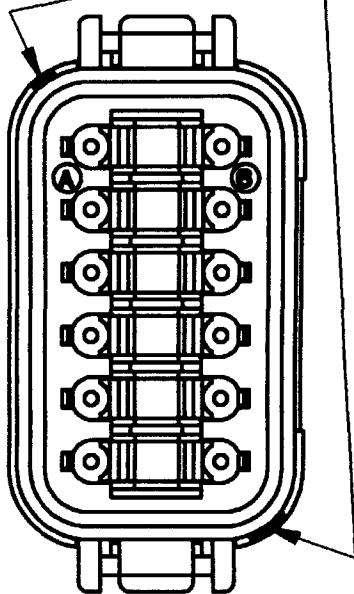
PART NO: DT06-12SC-CE04  
KEY ARR -C-  
COLOR: GREEN

KEYS -C-



PART NO: DT06-12SD-CE04  
KEY ARR -D-  
COLOR: BROWN

KEYS -D-



NOTES:

SIGNATURE & DATE	
DR	T.YOHANNES 5/2/03
CHK	D.Mey 5/15/03
PE	F.P. 5/5/03
APPD	3/Beard 5-7-03
SCALE	NONE WT

12 WAY PLUG  
W/ EXTENDED WELD CAP  
AND REDUCED WIRE SEALS  
DT SERIES

ENVELOPE

CP	MATL. CODE
<b>The Deutsch Company</b> DEUTSCH I.P.D. 3850 INDUSTRIAL AVE. HEMET, CALIF. 92545	
<b>B</b>	<b>DT06-12S*-CE04</b>
DWG SIZE	CODE 11139 SHEET 2 OF 2