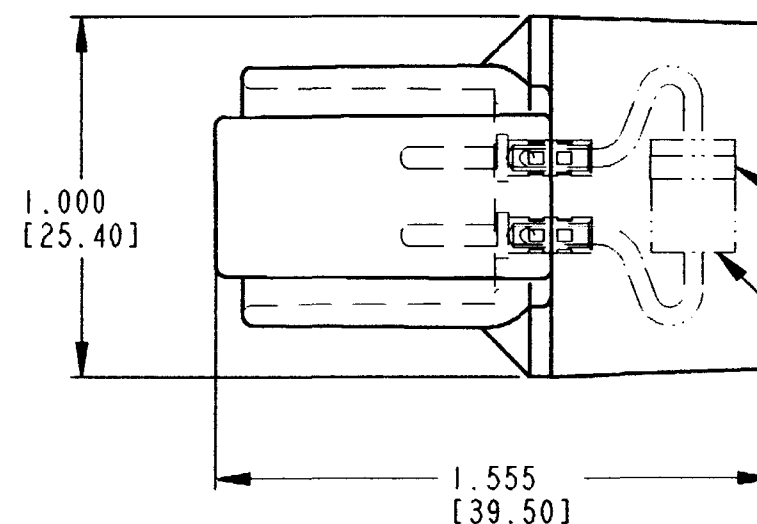
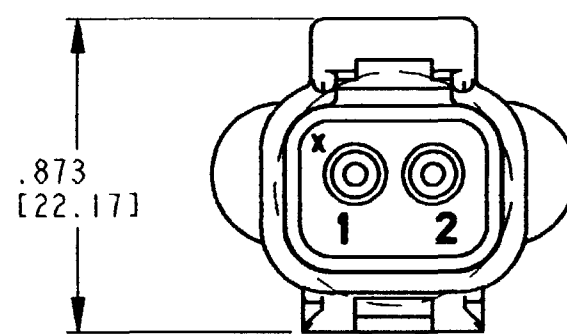


3D VIEW



POLARITY STRIPE REFERENCE

MOLDED IN INTERNAL COMPONENT  
DIODE TOSHIBA P/N 3GZ\*\*  
\*\* = VENDOR LOT NUMBER.



PIN #1 PIN #2

CIRCUIT DWG.

5. TOSHIBA DIODE P/N: 3GZ\*\*, (\*\* = VENDOR LOT NUMBER).  
PEAK REVERSE VOLTAGE = 400.0 V MAX.  
PEAK FORWARD VOLTAGE = 1.0 V MAX.  
AVERAGE FORWARD CURRENT = 3.0 A MAX.  
CONSULT THE FACTORY FOR DETAILED SPECIFICATIONS.

4. TEMPERATURE RANGE : -55°C TO +125°C.

3. RECEPTACLE MATES WITH DT06-2S-\*\*\*\*.

2. ALL DIMENSIONS W/O TOLERANCE ARE +/- .025 [+/- 0.63]

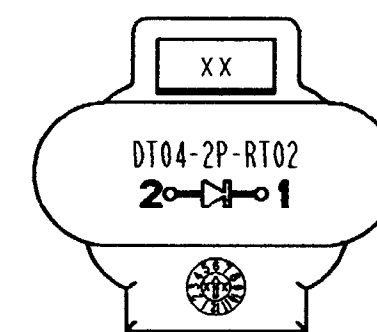
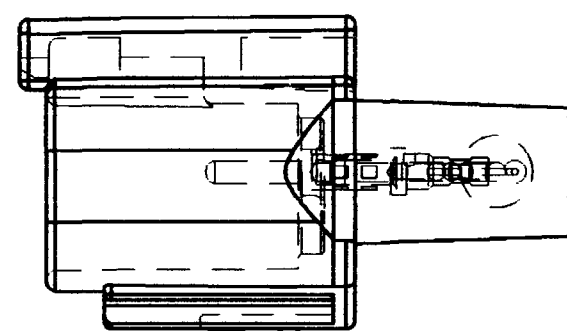
NOTES: 1. ALL DIMENSIONS ARE INCHES (METRIC).

REV  
C

DT04-2P-RT02

REVISIONS

SYM	DESCRIPTION	DATE	APPROVED
NC	NEW RELEASE PER E.O. P16070.	5/12/99	C. WOODRUFF
A	REVISED PER E.O. P16178.	7/16/99	C. WOODRUFF
B	REVISED PER E.O. P16218.	7/30/99	CLW
C	REVISED PER E.O. P19162	3-15-06	RDR



SIGNATURE & DATE	
DR	C. R. BUNKE 29 JUL 99
CHK	8/8/06 3/14/06
PE	K. McKee 2-6-06
APPD	S. B. 2-3-06
SCALE	NONE
WT	

2 WAY RECEPTACLE  
TERMINATOR  
DT SERIES

ENVELOPE

CP	NATL. CODE
<b>The Deutsch Company</b> DEUTSCH I.P.D. 3850 INDUSTRIAL AVE. HEMET, CALIF. 92545	
<b>B</b>	<b>DT04-2P-RT02</b>
DWG SIZE	CODE 11139 SHEET 1 OF 1