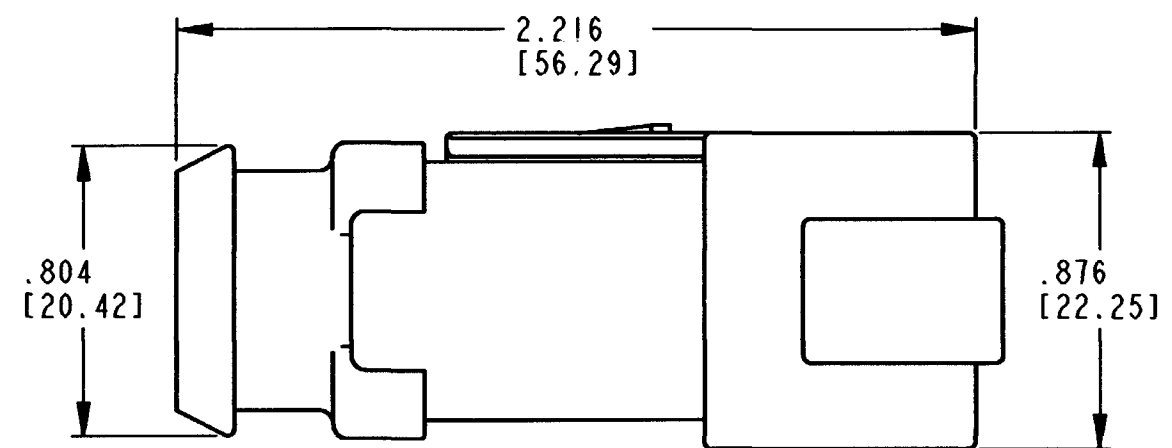
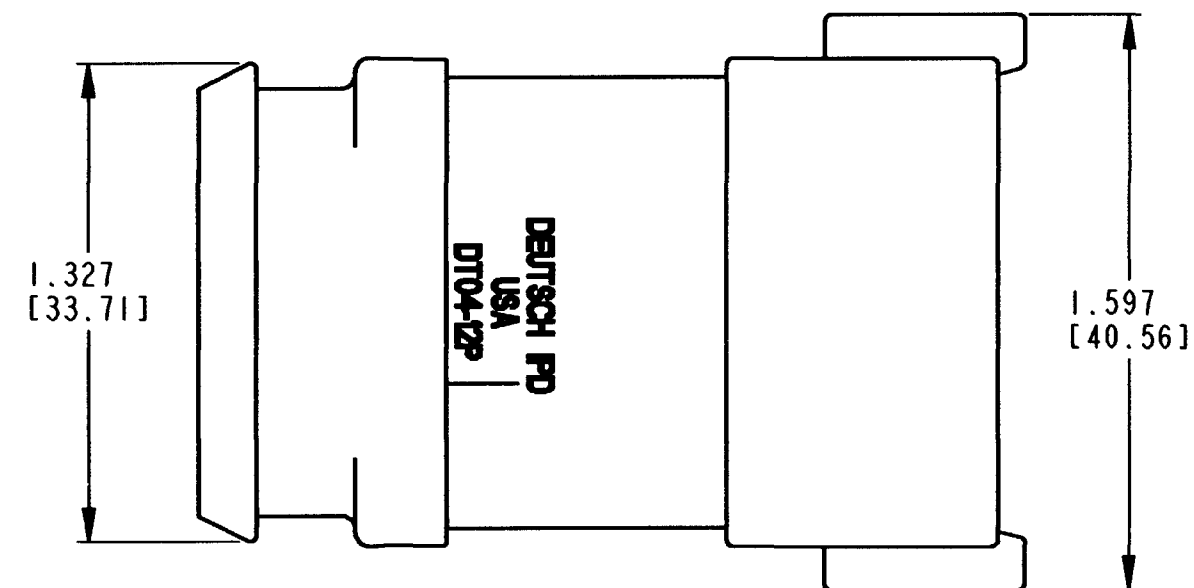
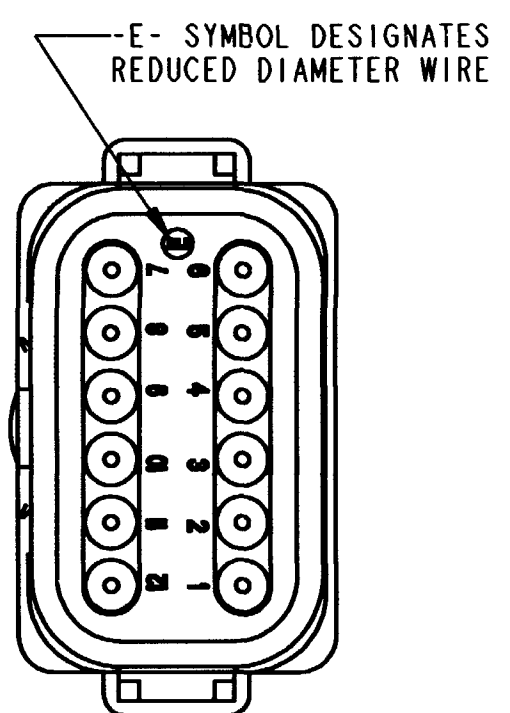


REV
B DT04-12PA-CE04

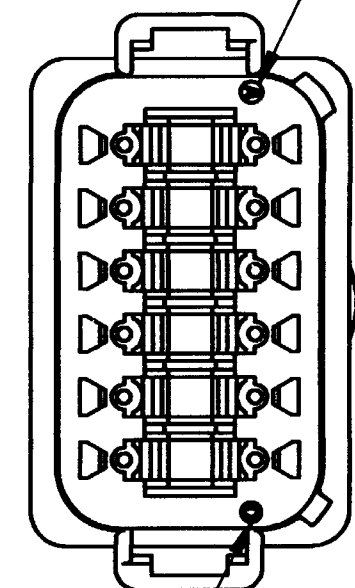
REVISIONS			
SYM	DESCRIPTION	DATE	APPROVED
NC	NEW RELEASE PER E.O. P17317	7/17/01	R.D.R
A	REVISED PER E.O. P18157	5/16/03	R.D.R.
B	REVISED PER E.O. P19964	11-4-08	RDR



CONTACT SIZE	MIN. INSUL. O.D.	MAX. INSUL. O.D.	WIRE RANGE [mm ²] REF ONLY
16	.053 [1.35]	.120 [3.05]	14-20 AWG. [2.0-0.5]



DATE CODE:
MONTH IS REPRESENTED BY
SEQUENTIAL ALPHA CHARACTERS.
A = JANUARY



DATE CODE:
YEAR IS REPRESENTED BY
THE LAST NUMERICAL DIGIT.
EX: 0 = 2000

6. MATERIAL: SHELL: PLASTIC; COLOR: GRAY
SEAL: RUBBER
5. PART MATES WITH PLUG PART NUMBER DT06-12SA-****. (**** = ALL MODIFICATIONS)
4. FOR MORE INFORMATION, SEE ENVELOPE DWG. 0425-017-0000 AND 0425-015-0000.
3. CONSULT FACTORY FOR CONTACT SPECIFICATION AND APPLICATION.
2. ALL DIMENSIONS ARE $\pm .025$ [.63] UNLESS OTHERWISE SPECIFIED.
1. ALL DIMENSIONS ARE IN INCHES [MILLIMETERS]
- NOTES:

SIGNATURE & DATE	
DR	T. YOHANNES 6/20/01
CHK	R. S. 11/4/08
PE	R. Messing 01/31/03
APPD	S. Bend 11-3-08
SCALE	NONE
WT	

12 WAY RECEPTACLE
-CE04 MOD.
COLOR: GRAY
KEY ARR. -A-
DT SERIES

ENVELOPE

EP	MATL. CODE
3850 INDUSTRIAL AVE. HEMET, CA 92545	
DEUTSCH INDUSTRIAL	
B DT04-12PA-CE04	
DWG. SIZE	CODE 11139
SHEET	OF