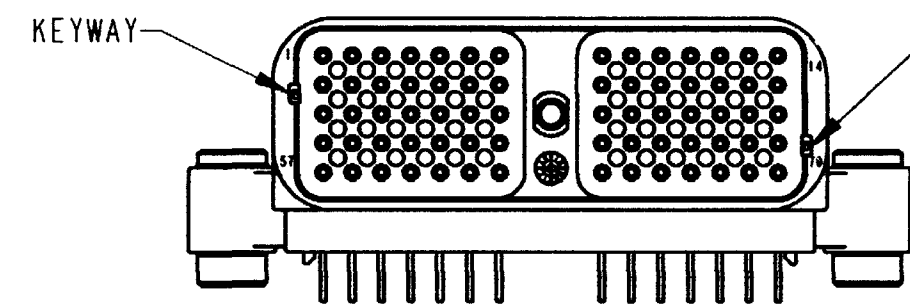
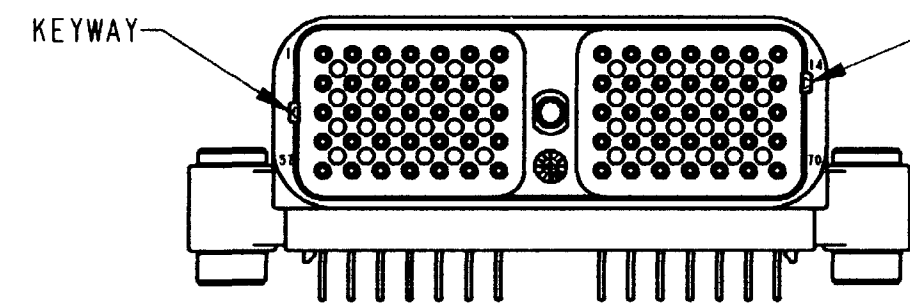


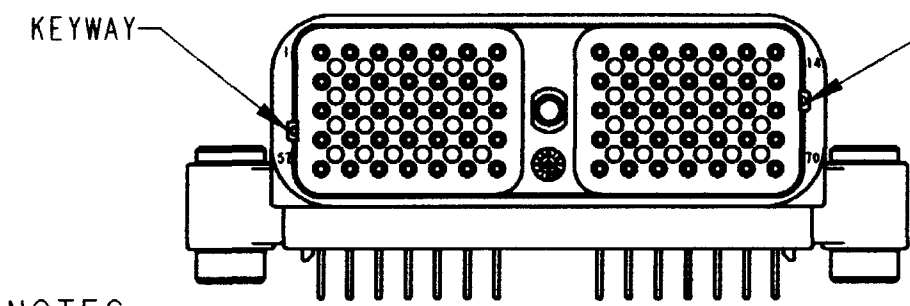
KEY -A-  
DRC13-70PA-N012



KEY -B-  
DRC13-70PB-N012



KEY -C-  
DRC13-70PC-N012

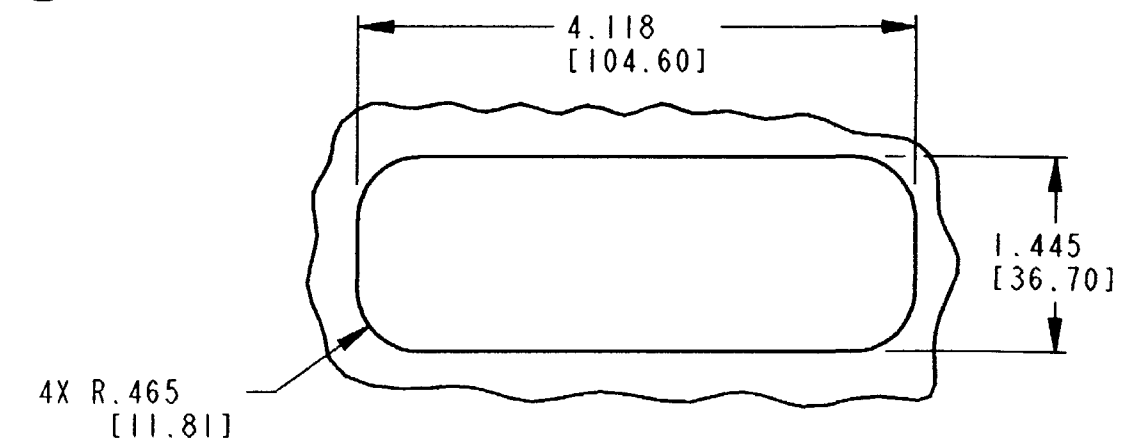
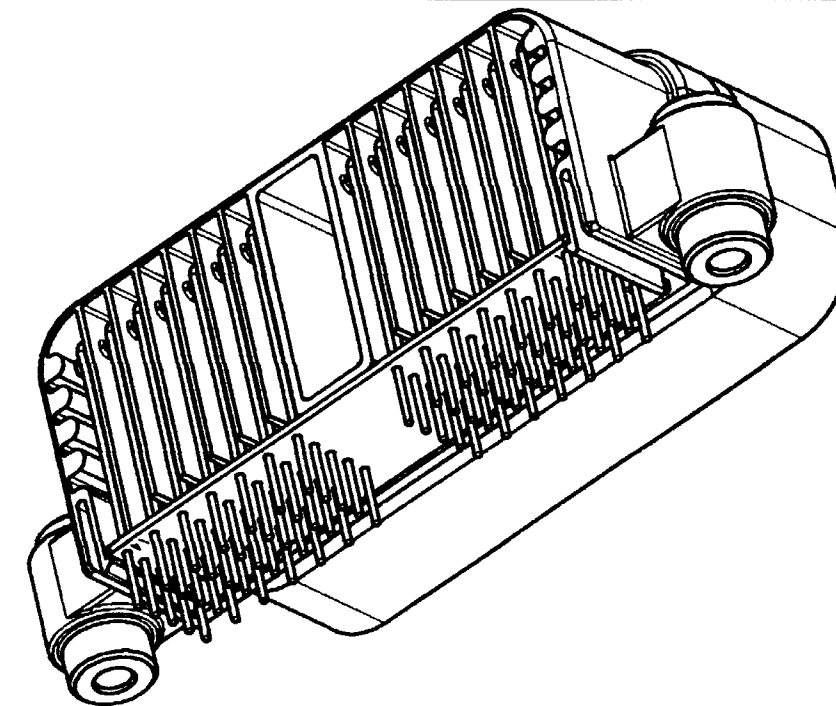


KEY -D-  
DRC13-70PD-N012

NOTES:

REV	
A	DRC13-70P*-N012

REVISIONS			
SYM	DESCRIPTION	DATE	APPROVED
A	SEE SHEET 1	8-3-06	ADR



RECOMMENDED MOUNTING HOLE

	SIGNATURE & DATE
DR	V. TOMSA FEB-5-03
CHK	<i>[Signature]</i> 8-3-06
PE	<i>[Signature]</i> 8-3-06
APPD	<i>[Signature]</i> 8-3-06
SCALE	3/4:1 WT

RECEPTALCE  
70 #16 SIZE CONTACTS  
KEY ARRANGEMENTS  
A,B,C & D  
DRC SERIES  
ENVELOPE

CP	MATL. CODE
<b>The Deutsch Company</b> DEUTSCH I.P.D. 3850 INDUSTRIAL AVE. HEMET, CALIF. 92545	
<b>B</b>	<b>DRC13-70P*-N012</b>
DWG SIZE	CODE 11139 SHEET 2 OF 2