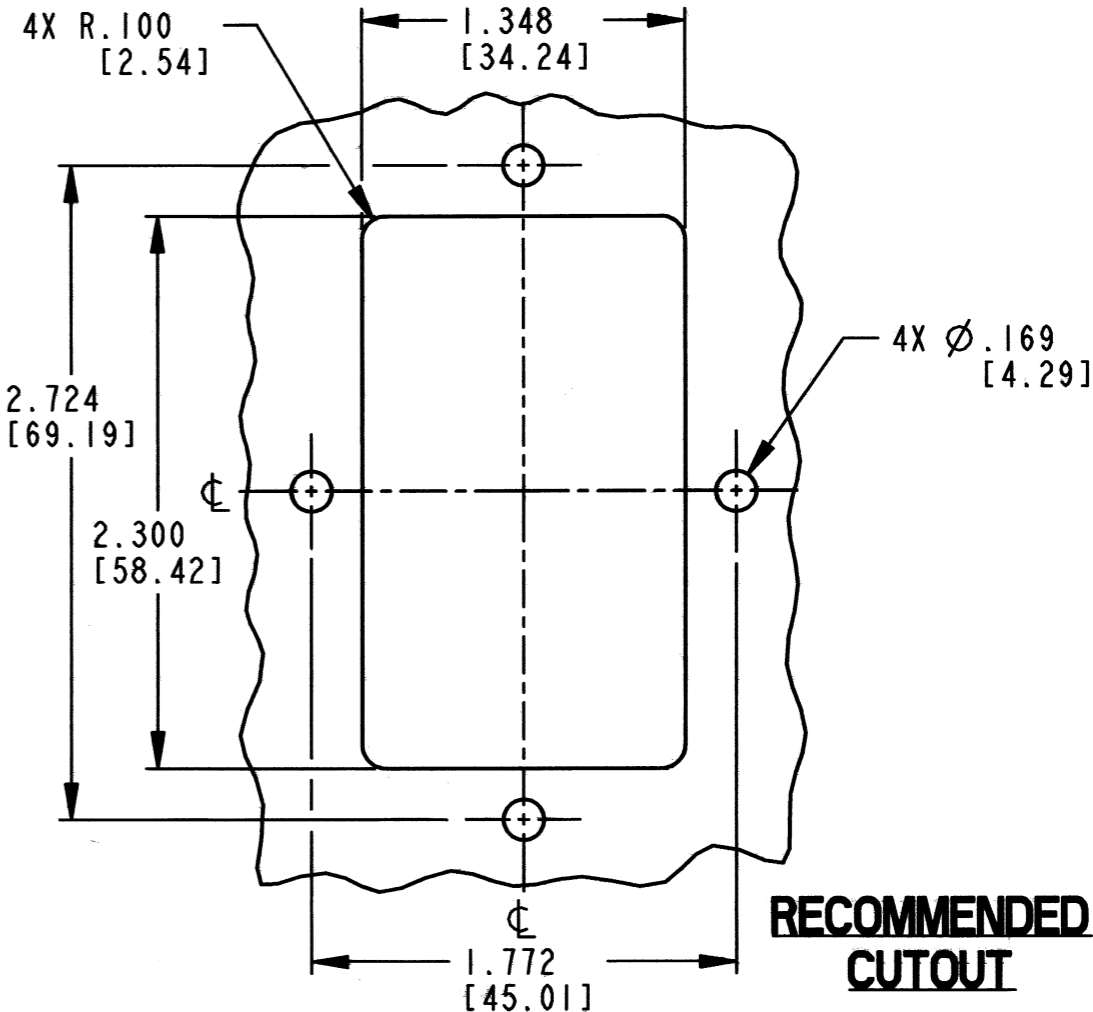
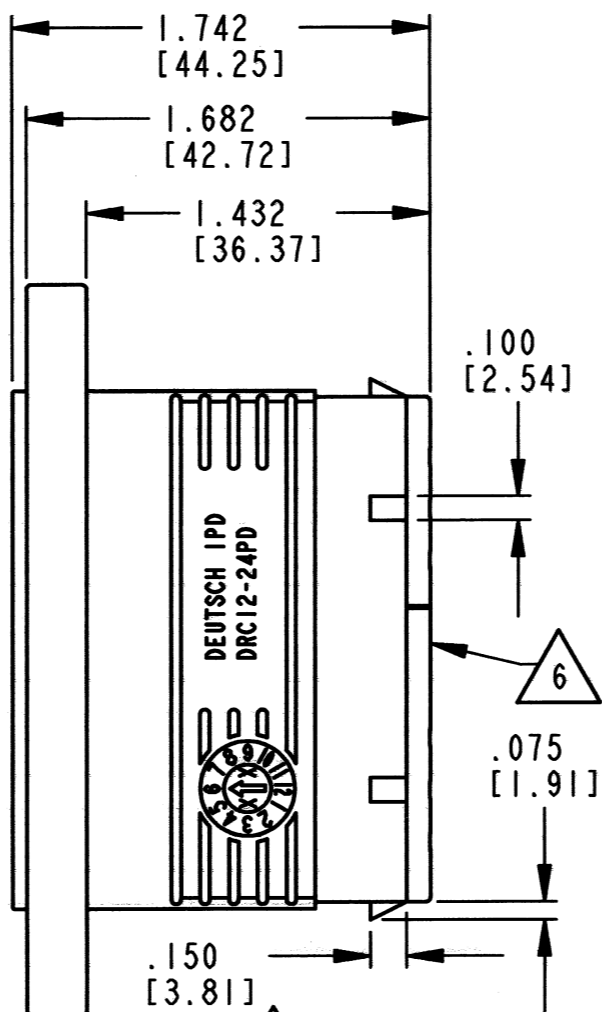
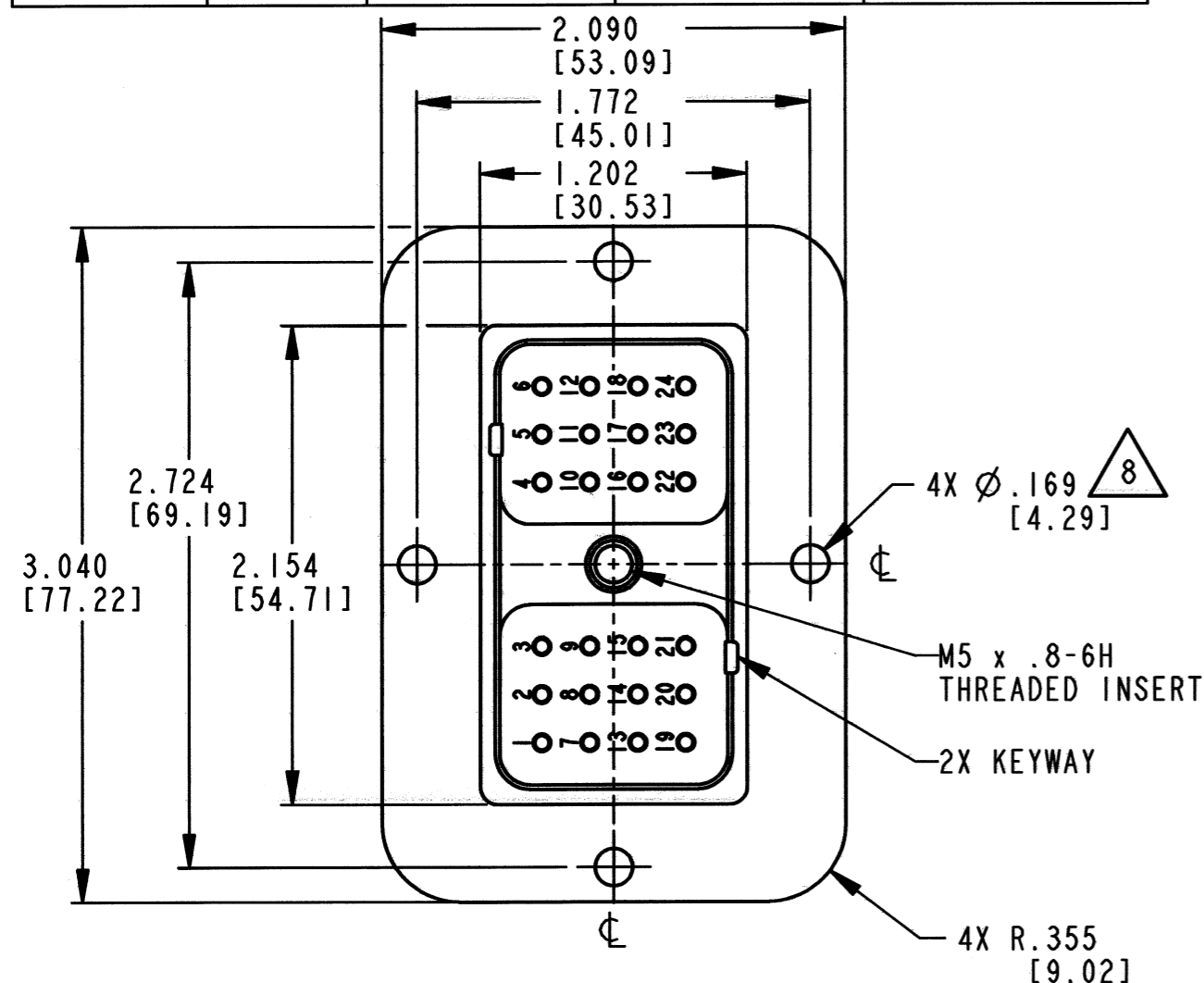


| 6 SEAL TYPE | CONTACT SIZE | MIN. INSUL. O.D. | MAX. INSUL. O.D. | WIRE RANGE [mm <sup>2</sup> ] REF ONLY 4 |
|-------------|--------------|------------------|------------------|--|
| NORMAL      | 16           | .100 [2.54]      | .134 [3.40]      | 14-20 AWG [2.0-.50]                      |
| E           | 16           | .053 [1.35]      | .120 [3.05]      | 14-20 AWG [2.0-.50]                      |
| T           | 16           | .088 [2.24]      | .134 [3.40]      | 14-20 AWG [2.0-.50]                      |

| REV D | DRC12-24PD* |
|-------|-------------|
|-------|-------------|

| REVISIONS |                         |          |          |
|-----------|-------------------------|----------|----------|
| SYM       | DESCRIPTION             | DATE     | APPROVED |
| A         | REVISED PER E.O. P17701 | 4-4-02   | R.D.R.   |
| B         | REVISED PER E.O. P19093 | 11-4-05  | R.D.R.   |
| C         | REVISED PER E.O. P19950 | 7-30-08  | R.D.R.   |
| D         | REVISED PER E.O. P21116 | 10-28-11 | RDR      |



5. THIS PART MATES WITH DRC16-24SD\*-\*\*\*\* PLUG.  
(\* = WIRE SEAL ID; \*\*\*\*= ALL MODIFICATIONS)

4 FOR CONTACT AND WIRE PERFORMANCE AND APPLICATION CHARACTERISTICS, SEE DRAWING 0425-015-0000.

3. RECEPTACLE IS SUPPLIED WITH DUST CAP (NOT SHOWN).

2. DIMENSION TOLERANCE: ±.025 [.64]; PANEL CUTOUT: ±.010 [.25].

1. DIMENSIONS ARE IN INCHES [mm].

NOTES:

8 RECOMMENDED SCREW: 8-32 [M4]. TORQUE: 20-25 IN-LB [2.26-2.82 Nm].

7. MATERIAL - HOUSING: PLASTIC (BLACK); GROMMET: RUBBER; INSERT: STEEL.

6 WHEN \* = E: BLUE STRIP IDENTIFIES "E" WIRE SEAL.  
WHEN \* = T: BROWN WELD CAPS IDENTIFIES "T" WIRE SEAL.  
WHEN \* = BLANK: IDENTIFIES "NORMAL" WIRE SEAL.

| SIGNATURE & DATE |                     |
|------------------|---------------------|
| DR               | D. MEYER 02/09/01   |
| CHK              | D. Hasibuan 9/19/11 |
| PE               | D. Hasibuan 9/19/11 |
| APPD             | D. Meyer 10/21/11   |
| SCALE            | NONE                |

FLANGED RECEPTACLE  
24 CONTACTS, SIZE 16  
DRC SERIES  
KEY ARRANGEMENT -D-

ENVELOPE

|   |                         |
|---|-------------------------|
| EP                                      | MATL. CODE              |
| 3850 INDUSTRIAL AVE.<br>HEMET, CA 92545 |                         |
| DEUTSCH INDUSTRIAL                      |                         |
| B                                       | DRC12-24PD*             |
| DWG SIZE                                | CODE 11139 SHEET 1 OF 1 |