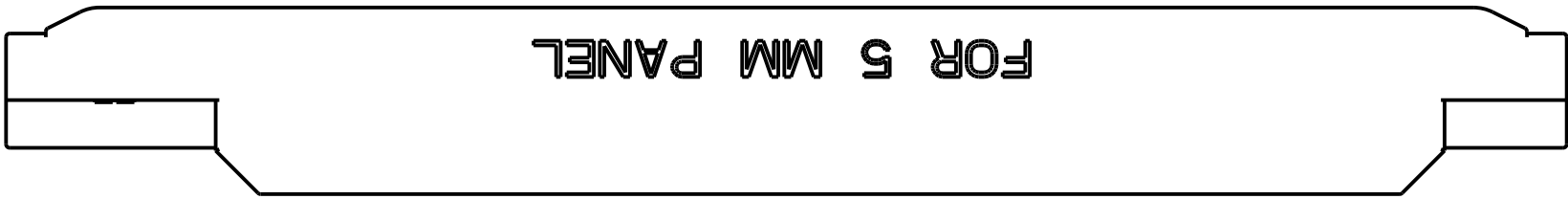


REVISIONS					
P	LTR	DESCRIPTION	DATE	DWN	APVD
	A	RELEASED PER ECO-13-012869	12AUG2013	RGV	RN
	A1	REVISED PER ECO-14-012756	19AUG2014	DD	RN

D

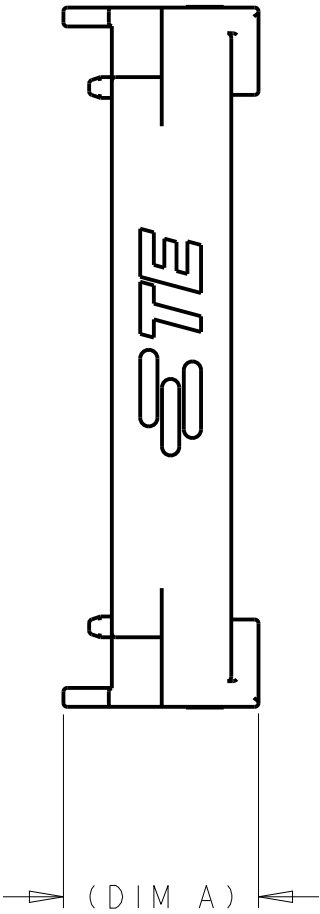
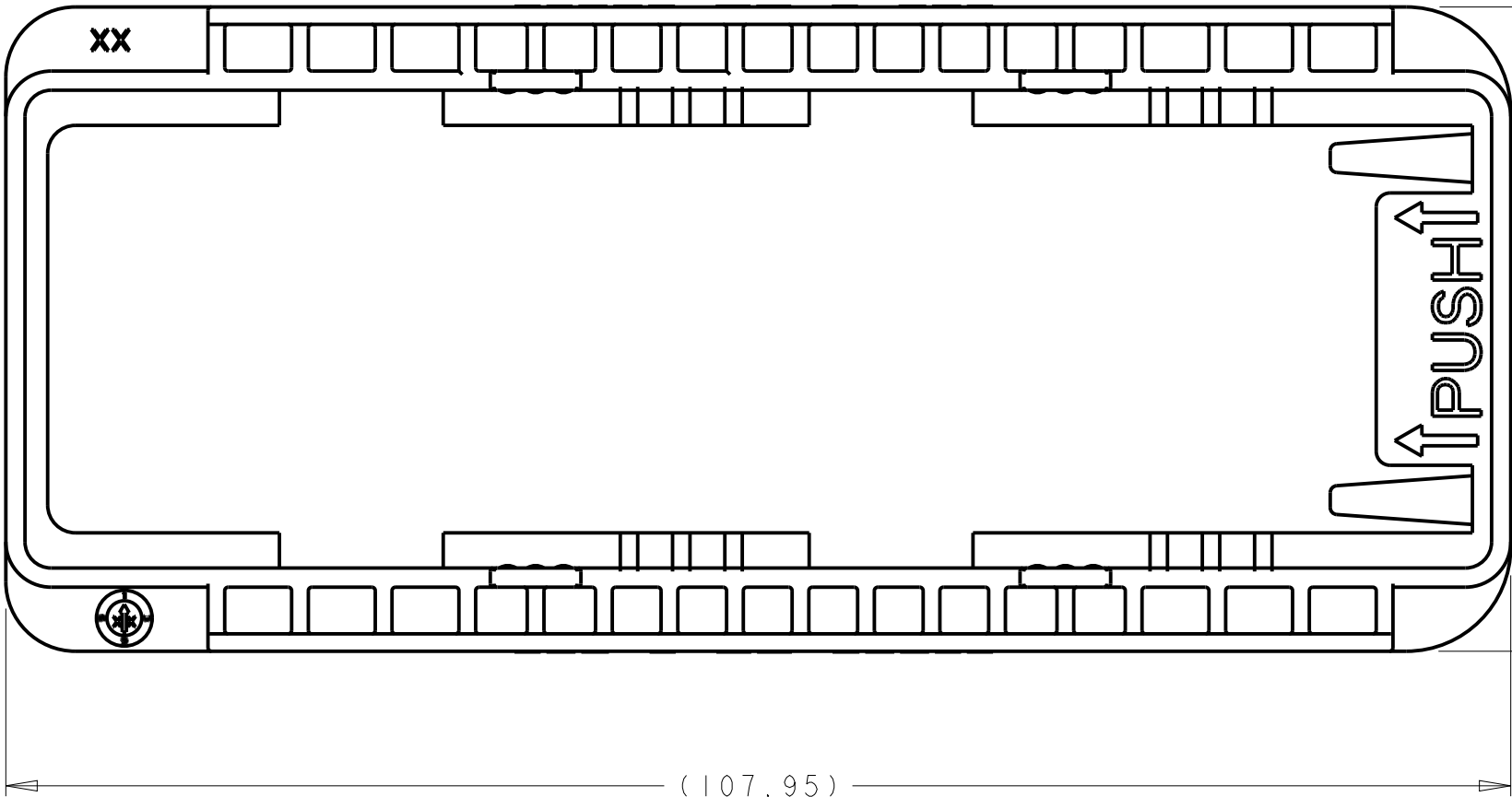
D



- 1 MATERIAL: PBT-GF30
COLOR: SEE TABLE
2. FOR USE WITH TE P/N 2138846-X.
- 3 MARKING FOR RECOMMENDED PANEL THICKNESS. SEE TABLE FOR PART NUMBER TO PANEL THICKNESS RELATIONSHIP.
- 4 PRELIMINARY PART - NOT RELEASED FOR PRODUCTION.

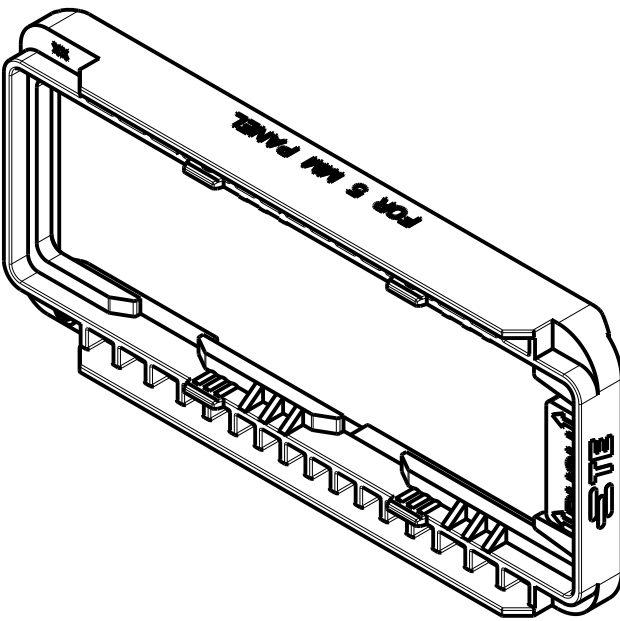
C

C



B

B



SCALE 1:1

A

A

2138852-1 SHOWN

4	BLACK	3.0±0.10	14.9	2138852-3
4	YELLOW	4.0±0.10	13.9	2138852-2
	RED	5.0±0.10	12.9	2138852-1
	COLOR	PANEL THICKNESS 3	DIM A	PART NO

THIS DRAWING IS A CONTROLLED DOCUMENT.		DWN R. VESTAL 17 JAN 2012	TE Connectivity	
DIMENSIONS:		CHK R. NARANG 30 JAN 2012		
mm	TOLERANCES UNLESS OTHERWISE SPECIFIED:	APVD D. KLEIN 30 JAN 2012	NAME	
	0 PLC ±-	PRODUCT SPEC	MOUNTING CLIP,	
	1 PLC ±-	108-32036	AMPSEAL 16 HYBRID LEVER	
	2 PLC ±-	APPLICATION SPEC	-	
	3 PLC ±-	114-32117	SIZE	CAGE CODE
	4 PLC ±-	WEIGHT	A260779	DRAWING NO
	ANGLES ±1°	CUSTOMER DRAWING	C-2138852	RESTRICTED TO
	FINISH			-
			SCALE 2:1	SHEET 1 OF 1
				REV A1