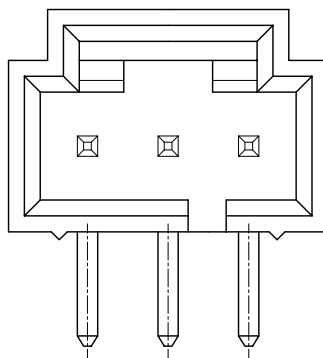
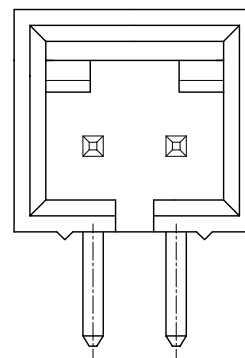


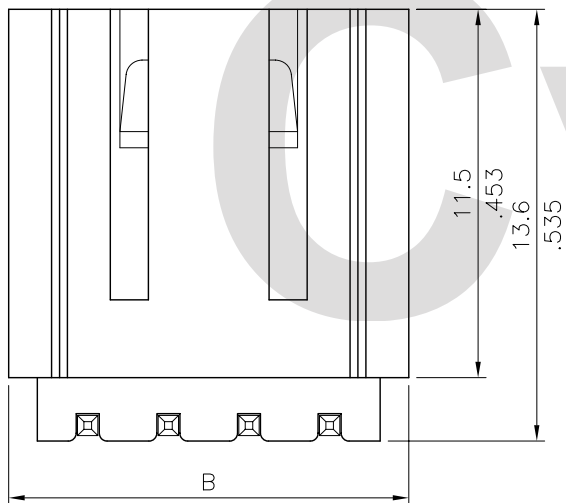
For 4 Through 18 Circuits



For 3 Circuits



For 2 Circuits

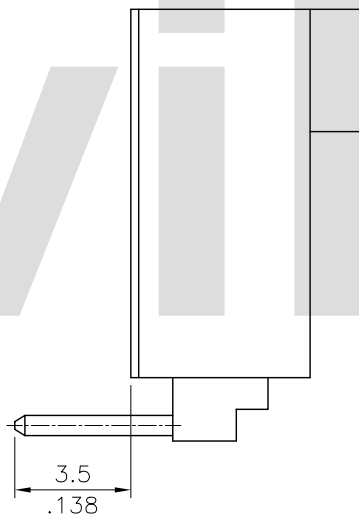


A = 2.54 x No. of Spaces

B = A + 5.1

C = A + 2.98

* Available in 2 through 18 circuits



Material:

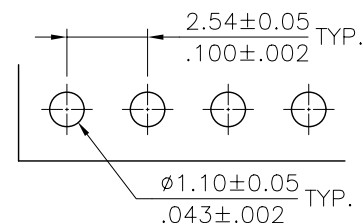
* Insulation: Glass filled polyester UL 94V-0

* Contact: Brass

Ordering Code:

CI33 ** P 1 H 1 0
 ① ② ③ ④ ⑤ ⑥ ⑦

- ① Series No.
- ② No. of Circuits
- ③ Contact type: P= Pin header
- ④ Plating option:
 1= 3.05 μ m(120 μ ") Min. Tin over 0.76 μ m(30 μ ") Nickel
 2= Gold flash plated over 1.27 μ m(50 μ ") Nickel
 3= 0.38 μ m(15 μ ") Gold plated over 1.27 μ m(50 μ ") Nickel
 4= 0.76 μ m(30 μ ") Gold plated over 1.27 μ m(50 μ ") Nickel
- ⑤ Tail Style: H= Right angle
- ⑥ Color: 1= Black
- ⑦ Option:



Recommended P.C. Board Layout

RoHS Compliant

④						DATE	UNIT: mm / inch	TITLE: 2.54MM(.100") RIGHT ANGLE HEADER	瀚荃股份有限公司 CviLux Corporation	
③						DATE	TOLERANCE UNLESS OTHERWISE SPECIFIED	MATERIAL:		
②						DATE	.X ± 0.30/.012 X' ± 1'			
①						DATE	.XX ± 0.20/.008 X' ±	FINISH:		
SYM	NAME	DATE	REVISIONS	APPROVED BY:	Alex	05/20-02'	.XXX ± 0.10/.004 .XX' ±		DRAWING NO. CI3302SD	PART NO. CI33**P*H10
									SCALE 4 / 1	SHEET 1 OF 1

CVILUX.CORP
 2002.05.20
 ISSUED