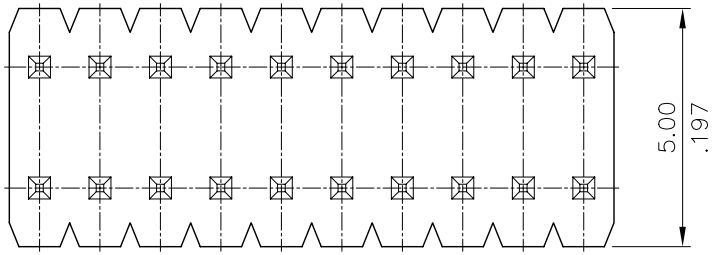

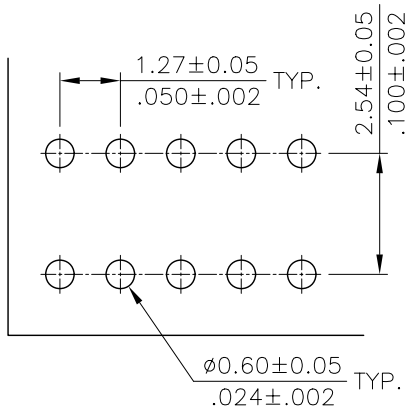

Notes:
1. DIM. E = 5.08 min.
2. Pin overall length 26.0 max.
3. Material:
   * Insulator:
     Nylon 6T With 30% GF.
     UL 94V-0 Color Black
   * Square Pin: Brass

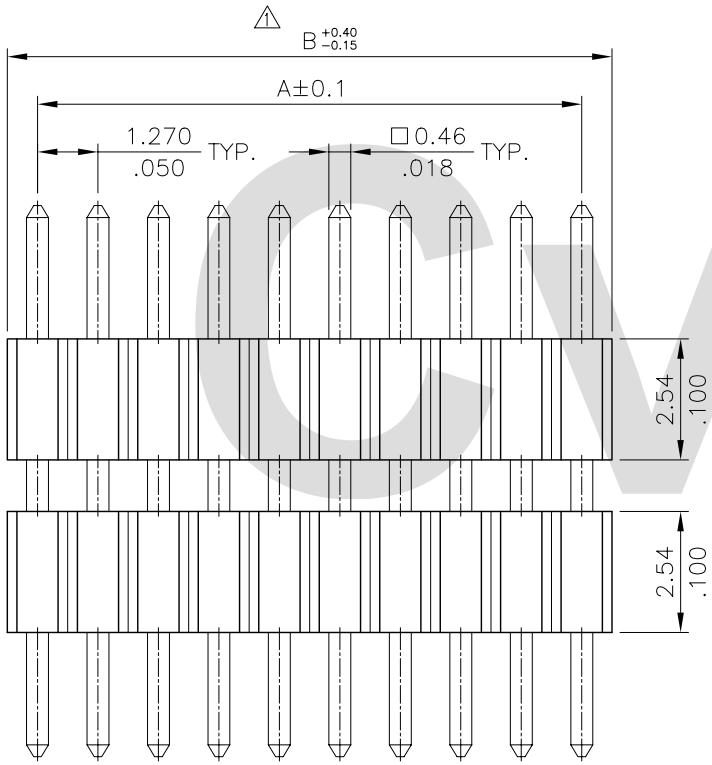

Recommended P.C. Boared Layout

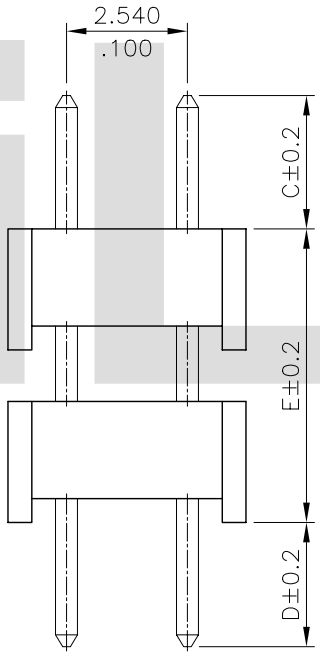

Ordering Code:

CH67 ** * V 1 **
① ② ③ ④ ⑤ ⑥

① Series No.
② No. of Contact: 06 to 100
X1=100
③ Plating code:
2=Gold Flash plated over 1.27?m(50?") Nickel
3=0.38?m(15?") Gold plated over 1.27?m(50?") Nickel
4=0.76?m(30?") Gold plated over 1.27?m(50?") Nickel
④ Tail & Mounting Style:
V=Straight DIP Type
⑤ Insulator Material & Color:
1=Nylon 6T , Color Black
⑥ Option Code:
See Table PDF. File No. CH6701T

DIM. A = 1.27 X No. of Spaces
DIM. B = DIM. A + 1.27
* Available in 6 through 100 Circuits

RoHS Compliant

CviLux

SYM	NAME	DATE	REVISIONS
4			
3			
2			
1	Sandy	08/27/04'	ECN04327

CVILUX.CORP 2004.08.31 ISSUED

		DATE
DRAWN BY:	Sandy	8/27 04'
ENGINEER:	Eisley	8/30 04'
CHECKED BY:	David	8/30 04'
APPROVED BY:	Alex	8/30 04'

UNIT: mm / inch

TOLERANCE UNLESS OTHERWISE SPECIFIED

.X ± 0.25/.010	X.° ± 1°
.XX ± 0.15/.006	.X° ±
.XXX ± 0.08/.003	.XX° ±

TITLE: 1.27X2.54mm(.050"X.100") DUAL ROW DUAL BODY BOARD MOUNT PIN HEADER

MATERIAL:

FINISH:

瀚荃股份有限公司
CviLux Corporation

DRAWING NO.	CH6701SB	PART NO.	CH67***V1**
SCALE	6 / 1	SHEET 1 OF 1	