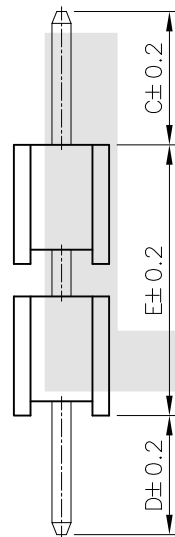
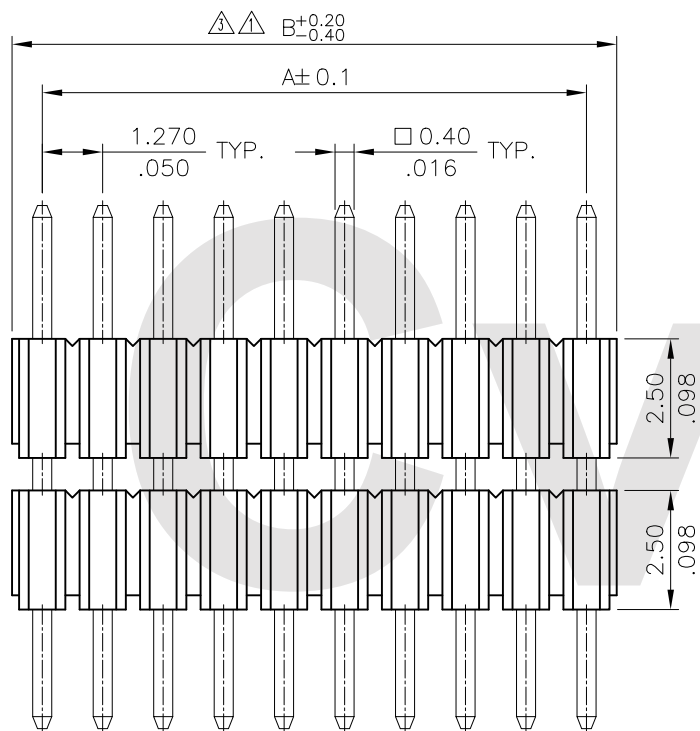


Notes:

1. DIM. E = 5.0 min.
2. Pin overall length 20.0 max.
3. Material:
 - * Insulator: Nylon 6T With 30% GF. UL 94V-0 Color Black
 - * Square Pin: Brass

Recommended P.C. Boarded Layout



Ordering Code:

CH03
 ① ② ③ ④ ⑤ ⑥

- ① Series No.
- ② No. of Contact: 04 to 50
- ③ Plating code:
 - 2=Gold Flash plated over 1.27µm(50µ") Nickel
 - 3=0.38µm(15µ") Gold plated over 1.27µm(50µ") Nickel
 - 4=0.76µm(30µ") Gold plated over 1.27µm(50µ") Nickel
- ④ Tail & Mounting Style: V=Straight DIP Type
- ⑤ Insulator Material & Color: 1=Nylon 6T , Color Black
- ⑥ Option Code: See Table PDF. File No. CH0301T

DIM. A = 1.27 X No. of Spaces


DIM. B = DIM. A + 1.27

* Available in 4 through 50 Circuits

Lead Free Process

RoHS Compliant

④					DATE	UNIT: mm / inch	TITLE: 1.27mm(.050") SINGLE ROW DUAL BODY BOARD MOUNT PIN HEADER
③	Ken	4/10-17	ECNT117071/ECRB117010	DRAWN BY: Ken	4/28-17'	TOLERANCE UNLESS OTHERWISE SPECIFIED	MATERIAL: FINISH:
②	Sandy	3/20-08'	ECN08141/ECR08030-1	ENGINEER: Sun	5/02-17'	.X ± 0.25/.010 X' ± 1"	
①	Sandy	08/27/04'	ECN04327	CHECKED BY: Eisley	5/03-17'	.XX ± 0.15/.006 .X' ±	
SYM	NAME	DATE	REVISIONS	APPROVED BY: Eisley	5/03-17'	.XXX ± 0.08/.003 .XX' ±	



DRAWING NO.	CH0301SD	PART NO.	CH03***V1**
SCALE	6 / 1	SHEET	1 OF 1