

Material:

Insulator: Glass filled Polyester UL 94V-0

Contact: Brass

Shell: Steel, Tin plated as standard

Ordering Code

25W3 P0 S0 A 100 000
 ① ② ③ ④ ⑤ ⑥

① Series No.

② Connector Type:

P0= Plug

③ Contact tail Style:

S0= Solder Cup type

④ Signal Contact Plating:

A= Seletive Gold flash plated over Nickel

B= Seletive 15 μ " Gold plated over Nickel

C= Seletive 30 μ " Gold plated over Nickel

⑤ Insulator Color:

100= Black

600= Green

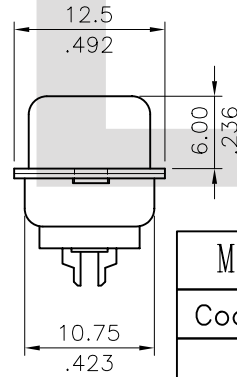
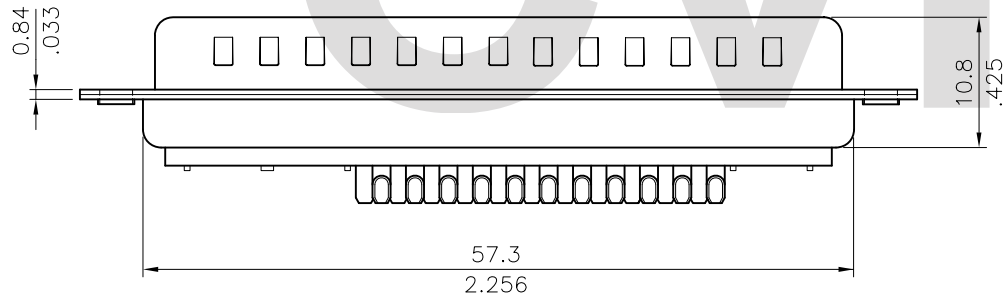
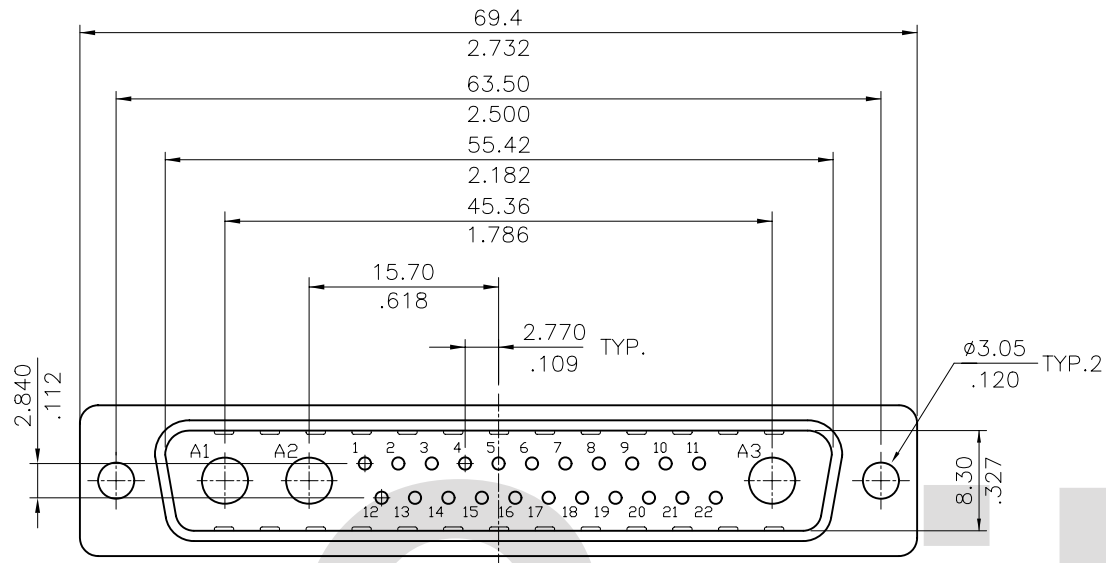
⑥ Mounting Style:

000= With ϕ 3.05mm holes on shell

A00= Riveted #4-40 UNC close nuts on front shell

B00= Riveted #4-40 UNC open nuts on front shell

C00= Riveted #4-40 UNC open nuts on rear shell



Mounting Style

RoHS Compliant

| Code | 000 | Code | A00 | Code | B00 | Code | C00 |
|------|-----|------|---------------|------|---------------|------|---------------|
| | | | DIM. L= 5.8mm | | DIM. L= 4.0mm | | DIM. L= 4.0mm |
| | | | | | | | |

| | | | | | | | |
|-----|------|------|-----------|-------------------|-----------------|--|-------------------------|
| 4 | | | | DATE | UNIT: mm / inch | TITLE: 25W3 MALE COMBO D-SUB CONNECTOR (SOLDER CUP TYPE) | |
| 3 | | | | DRAWN BY: James | 11/18-02' | TOLERANCE UNLESS OTHERWISE SPECIFIED | |
| 2 | | | | ENGINEER: David | 11/18-02' | | .X ±0.30/.012 .X' ± .1' |
| 1 | | | | CHECKED BY: David | 11/18-02' | | |
| SYM | NAME | DATE | REVISIONS | APPROVED BY: Alex | 11/18-02' | | .XXX ±0.10/.004 .XX' ± |

CVILUX.CORP
 2002.11.20
 ISSUED

瀚荃股份有限公司
 CviLux Corporation

| | | | |
|-------------|----------|----------|-----------------|
| DRAWING NO. | 25W301SC | PART NO. | 25W3P0S0**00*00 |
| SCALE | 2 / 1 | SHEET | 1 OF 1 |