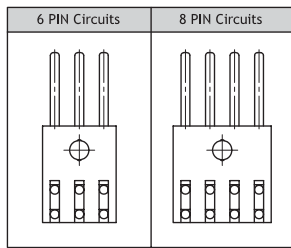
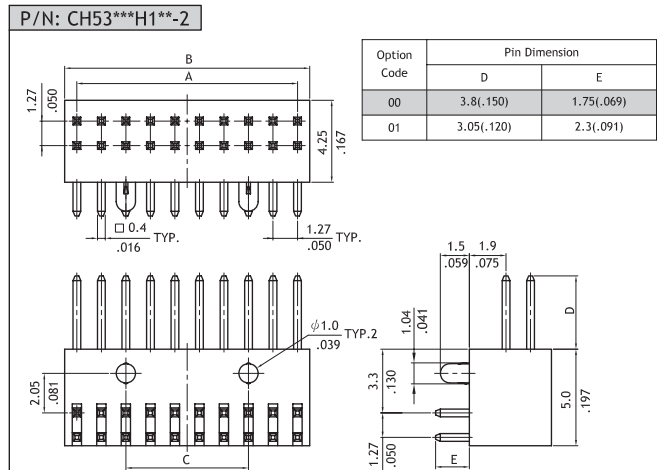
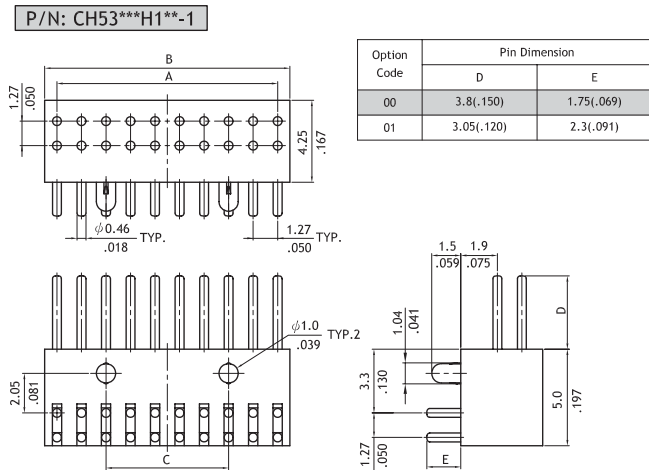

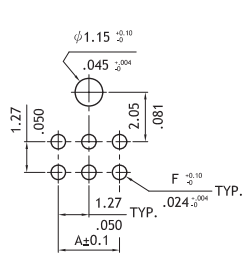
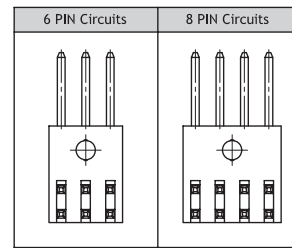


CH53 Series 1.27mm(.050") Dual Rows Pin Headers

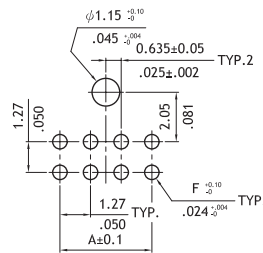
⊙ Mates with CB50, CBC1



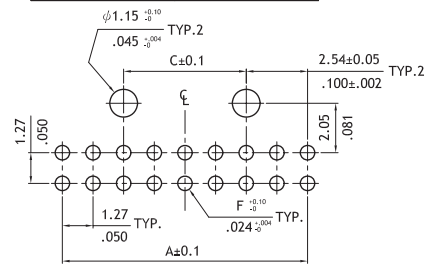
A = 1.27 X No. of Spaces
 B = A + 1.27
 C = { A-2.54(10-16P)
 A-5.08(18-100P)
 F = { ϕ 0.7mm (Square Pin)
 ϕ 0.6mm (Round Pin)



6 Circuits



8 Circuits



18-100 Circuits

Recommended P.C. Board Layout

Ordering Code

1 CH **5** **3** **2** **H** **1** **00** - **2**

- 1** Series No.
- 2** Circuits:
06 to 100
X1= 100
- 3** Plating code:
2= Gold flash over Nickel
- 4** Tail & Mounting Style:
H= Right Angle DIP Type
- 5** Insulator Material & Color:
1= Nylon 6T, Color Black
- 6** Other options: 00= Standard
* See option code table
* Consult manufacturer for customized pin length
- 7** Pin size:
1= 0.46 mm Round Pin
2= 0.4 mm Square Pin