

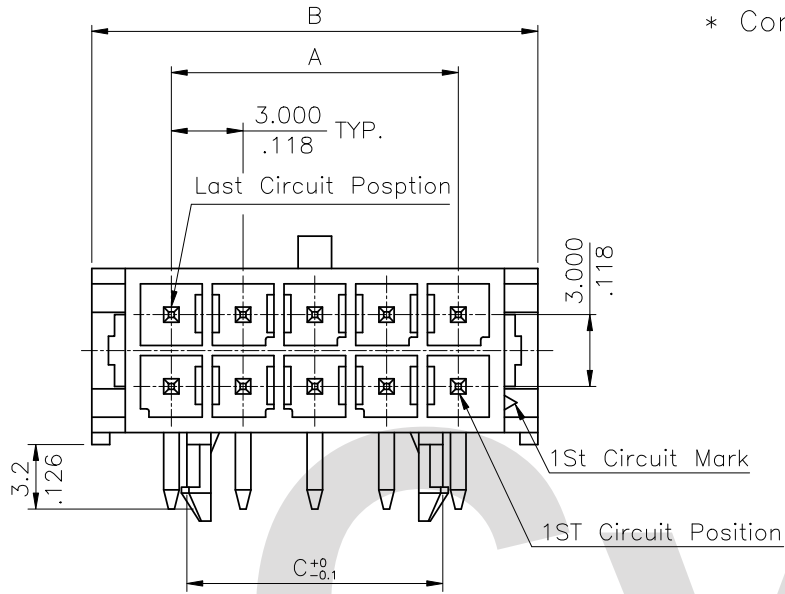
Material:

- * Insulation: Nylon 6T+30% G.F. UL 94V-0
Color Black \triangle
- * Contact: Brass

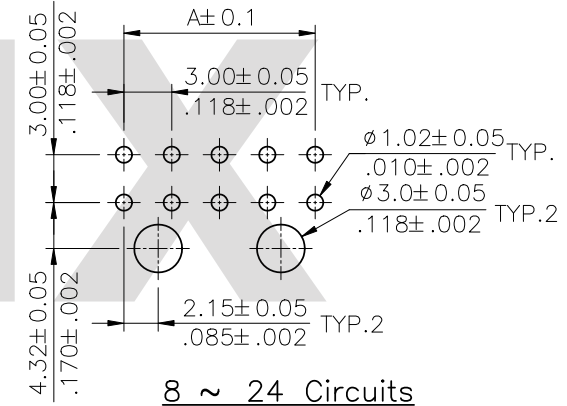
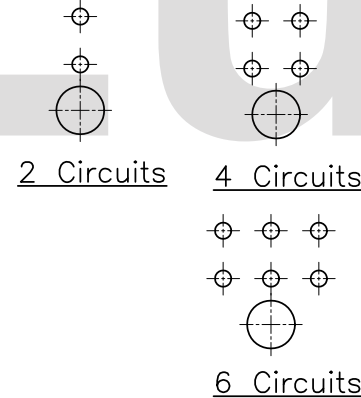
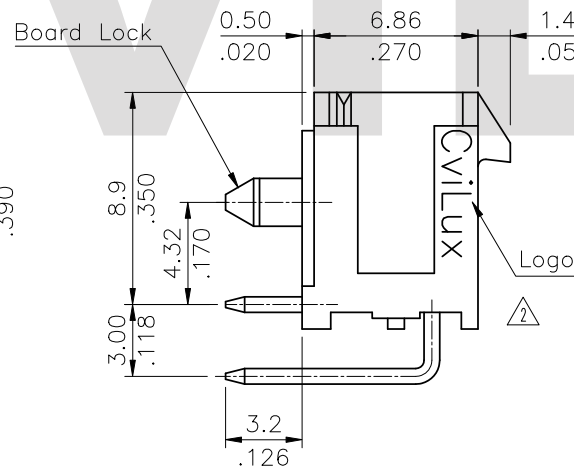
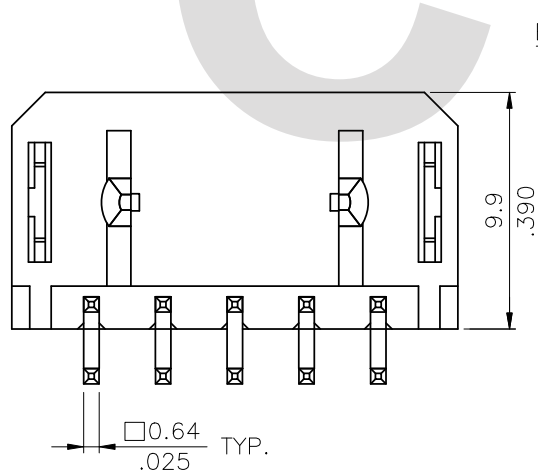
Ordering Code:

CP35 ** P 1 H 0 0 -NH
① ② ③ ④ ⑤ ⑥ ⑦ ⑧

- ① Series No.
- ② No. of Circuits: 02~24
- ③ Contact type: P = Plug
- ④ Contact plated:
1 = Matte Tin over Nickel
- ⑤ H = Right angle
- ⑥ Mount type : 0 = Dip Type
- ⑦ Other options: 0 = With plastic board lock (Standard)
- ⑧ -NH = For Lead Free IR Processes and Halogen-Free



Circuits	Dimension		
	A	B	C \triangle
2	—	6.7(.264)	3.0(.118)
4	3.00(.118)	9.7(.382)	3.0(.118)
6	6.00(.236)	12.7(.500)	3.0(.118)
8	9.00(.354)	15.7(.618)	7.7(.303)
10	12.00(.472)	18.7(.657)	10.7(.421)
12	15.00(.591)	21.7(.854)	13.7(.539)
14	18.00(.709)	24.7(.972)	16.7(.657)
16	21.00(.827)	27.7(1.091)	19.7(.776)
18	24.00(.945)	30.7(1.209)	22.7(.894)
20	27.00(1.063)	33.7(1.327)	25.7(1.012)
22	30.00(1.181)	36.7(1.445)	28.7(1.130)
24	33.00(1.299)	39.7(1.563)	31.7(1.248)



Halogen-Free
Lead Free Process
RoHS Compliant

Recommended P.C. Board layout

SYM	NAME	DATE	REVISIONS	APPROVED BY:	DATE	UNIT: mm / inch	TITLE: 3.00mm PITCH RIGHT ANGLE HEADER POWER CONNECTOR	MATERIAL:	FINISH:	DRAWING NO. CP3549SD	PART NO. CP35**P1H00-NH	SCALE 3 / 1	SHEET 1 OF 1
4					DATE	UNIT: mm / inch	TITLE: 3.00mm PITCH RIGHT ANGLE HEADER POWER CONNECTOR						
3	Sun	8/14-14'	ECRT114036/ECNT114170	DRAWN BY: Sun	9/22-14'	TOLERANCE UNLESS OTHERWISE SPECIFIED							
2	Sandy	2/3-12'	ECN12010	ENGINEER: Easley	9/23-14'	.X \pm 0.30/0.012							
1	Karen	7/16-09'	ECN09363	CHECKED BY: Easley	9/23-14'	.XX \pm 0.20/0.008							
				APPROVED BY: David	9/23-14'	.XXX \pm 0.10/0.004							

CVILUX CORP
2014.09.24
ISSUED

瀚荃股份有限公司
CviLux Corporation