

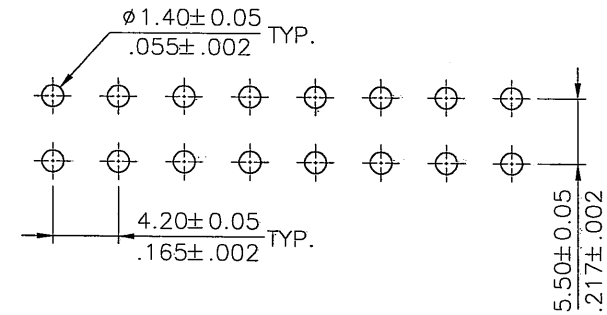
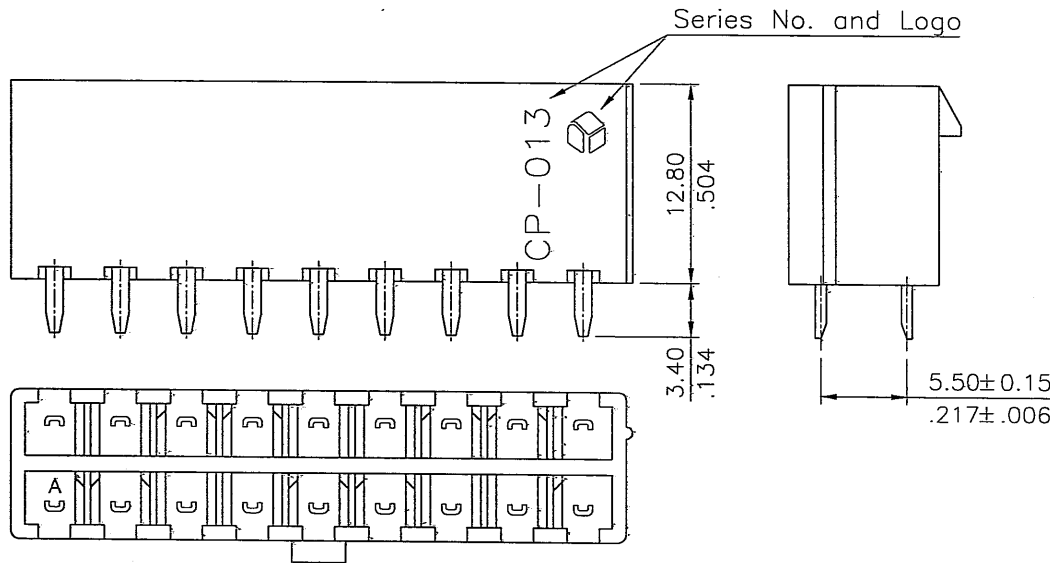
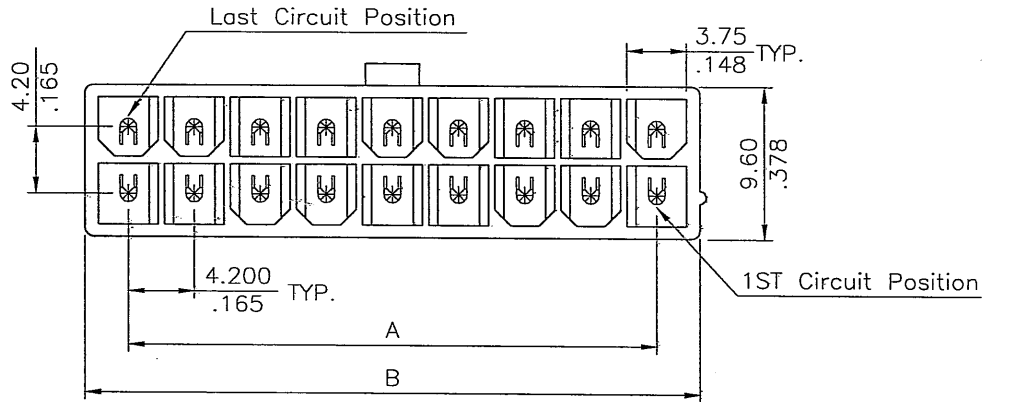
Material:

- * Insulation: Nylon 66, Color Nature(Halogen-Free)
- * Contact: Copper alloy
- * Circuit Pattern Schedule: See Drawing No: CP0110S*

Ordering Code:

CP-01 3 ** * * C
 ① ② ③ ④ ⑤ ⑥

- ① Series No.
- ② Type of Connector:
3= Straight PCB mount header
- ③ No of Circuits:
- ④ Plating Code:
1= 3.05μm(120μ") Tin over 0.76μm(30μ") Nickel
M= 3.05μm(120μ") Matte Tin over 0.76μm(30μ") Nickel
- ⑤ Variation:
1= UL 94V-2, Without mounting pegs
3= UL 94V-0, Without mounting pegs
- ⑥ Option:
C= High current type



Recommended P.C. Board Layout

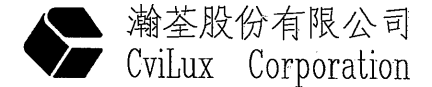
Halogen-Free

Tin-Lead Process

RoHS Compliant



DATE	UNIT: mm / inch	TITLE: STRAIGHT HEADER CP-01 POWER CONNECTOR
DRAWN BY: Steven 2/21-13'	TOLERANCE UNLESS OTHERWISE SPECIFIED	MATERIAL:
ENGINEER: Easley 2/21-13'	.X ± 0.38/.015 X: ± r	
CHECKED BY: Easley 2/21-13'	.XX ± 0.25/.010 .X ±	
APPROVED BY: David 2/21-13'	.XXX ± 0.10/.004 .XX ±	



DRAWING NO.	CP01108S1	PART NO.	CP-013****C
SCALE	2 / 1	SHEET	1 OF 1