

Ordering Code:

$\frac{CI31}{①}$ $\frac{**}{②}$ $\frac{P}{③}$ $\frac{1}{④}$ $\frac{H}{⑤}$ $\frac{00}{⑥}$ - $\frac{NH}{⑦}$

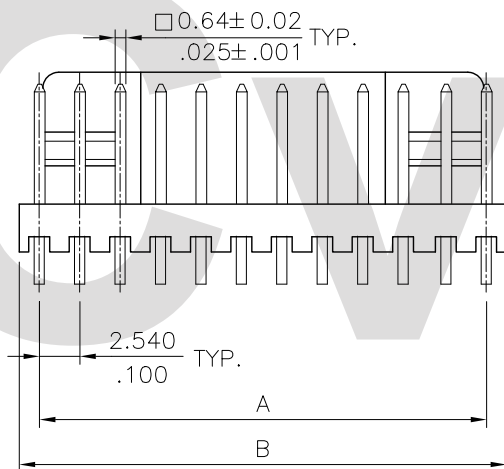
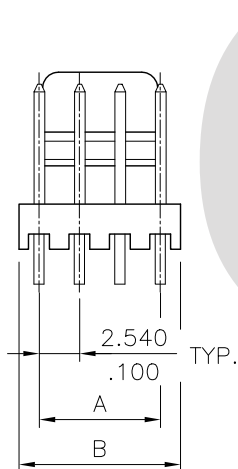
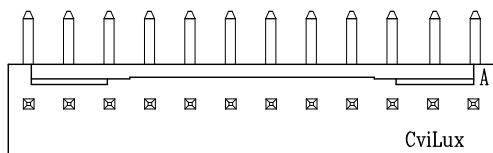
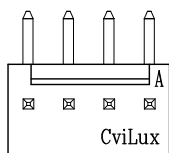
Material:

- * Insulation: High temperature plastic UL 94V-0
- * Contact: Brass

- ① Series No.
- ② No. of Circuits
- ③ Contact type: P= Pin header
- ④ Plating option:

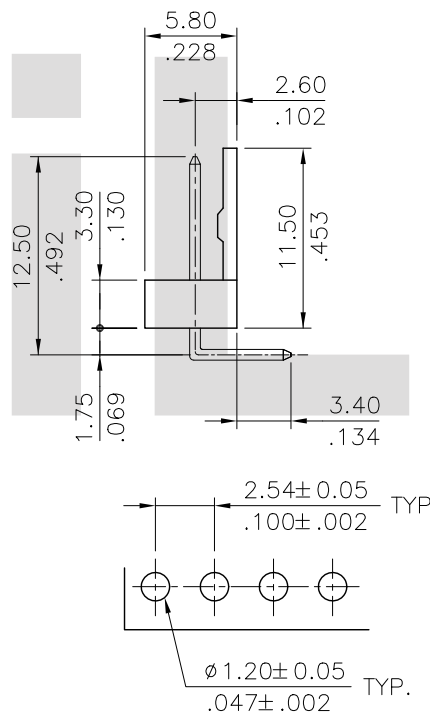
1 = 3.05 μ m(120 μ ") Min. Matte Tin
 plated over 0.76 μ m
 (30 μ ") Nickel

- ⑤ Tail Style: H= Right Angle
- ⑥ Option: 00= Standard
- ⑦ NH= Halogen-Free



(2 through 5 circuits)

(6 through 20 circuits)



Circuits	Dimension	
	A	B
2	2.54±0.2(.100±.008)	5.08±0.2(.200±.008)
3	5.08±0.2(.200±.008)	7.62±0.2(.300±.008)
4	7.62±0.2(.300±.008)	10.16±0.2(.400±.008)
5	10.16±0.3(.400±.012)	12.70±0.3(.500±.012)
6	12.70±0.3(.500±.012)	15.24±0.3(.600±.012)
7	15.24±0.3(.600±.012)	17.78±0.3(.700±.012)
8	17.78±0.3(.700±.012)	20.32±0.4(.800±.016)
9	20.32±0.4(.800±.016)	22.86±0.4(.900±.016)
10	22.86±0.4(.900±.016)	25.40±0.4(1.000±.016)
11	25.40±0.4(1.000±.016)	27.94±0.4(1.100±.016)
12	27.94±0.4(1.100±.016)	30.48±0.4(1.200±.016)
13	30.48±0.4(1.200±.016)	33.02±0.4(1.300±.016)
14	33.02±0.4(1.300±.016)	35.56±0.4(1.400±.016)
15	35.56±0.4(1.400±.016)	38.10±0.4(1.500±.016)
16	38.10±0.4(1.500±.016)	40.64±0.4(1.600±.016)
17	40.64±0.4(1.600±.016)	43.18±0.4(1.700±.016)
18	43.18±0.4(1.700±.016)	45.72±0.4(1.800±.016)
19	45.72±0.4(1.800±.016)	48.26±0.4(1.900±.016)
20	48.26±0.4(1.900±.016)	50.80±0.4(2.000±.016)

Recommended P.C. Board Layout

Halogen-Free

RoHS compliant

④					DATE	UNIT: mm / inch	TITLE: 2.54MM(.100") RIGHR ANGLE HEADERS	瀚荃股份有限公司 CviLux Corporation
③				DRAWN BY: Enya	7/16-13'	TOLERANCE UNLESS OTHERWISE SPECIFIED	MATERIAL:	
②				ENGINEER: Eisley	7/23-13'	.X ± 0.30/.012 X' ± 1'	FINISH:	DRAWING NO. CI3176SB PART NO. CI31**P1H00-NH
①	Enya	7/15-13'	ECNT113012	CHECKED BY: Eisley	7/23-13'	.XX ± 0.20/.008 X' ±		SCALE 2 / 1 SHEET 1 OF 1
SYM	NAME	DATE	REVISIONS	APPROVED BY: David	7/23-13'	.XXX ± 0.10/.004 .XX' ±		

