

Note:

* Material:

Base: High Temperature Plastic UL 94V-0
Color Black (Halogen-Free)

S.Q PIN: Brass

PAD: High temperature plastic
UL 94V-0, Color Black

* For Leadfree IR Processes

A = 2.00 * No. of Spaces

B = A + 2.0

* Available in 4 through 80 circuits

Ordering Code

CH91 ** 2 V A 00 -0P -NH
① ② ③ ④ ⑤ ⑥ ⑦ ⑧

① Series No.

② No. of Circuits

③ Plating Code:

2= 0.02um(0.8u") Min. Gold Flash
Plating on Contact area and
Solder tails, 1.27um(50u") Nickel
Underplating over all

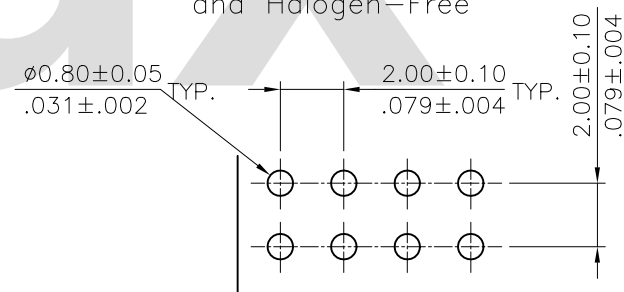
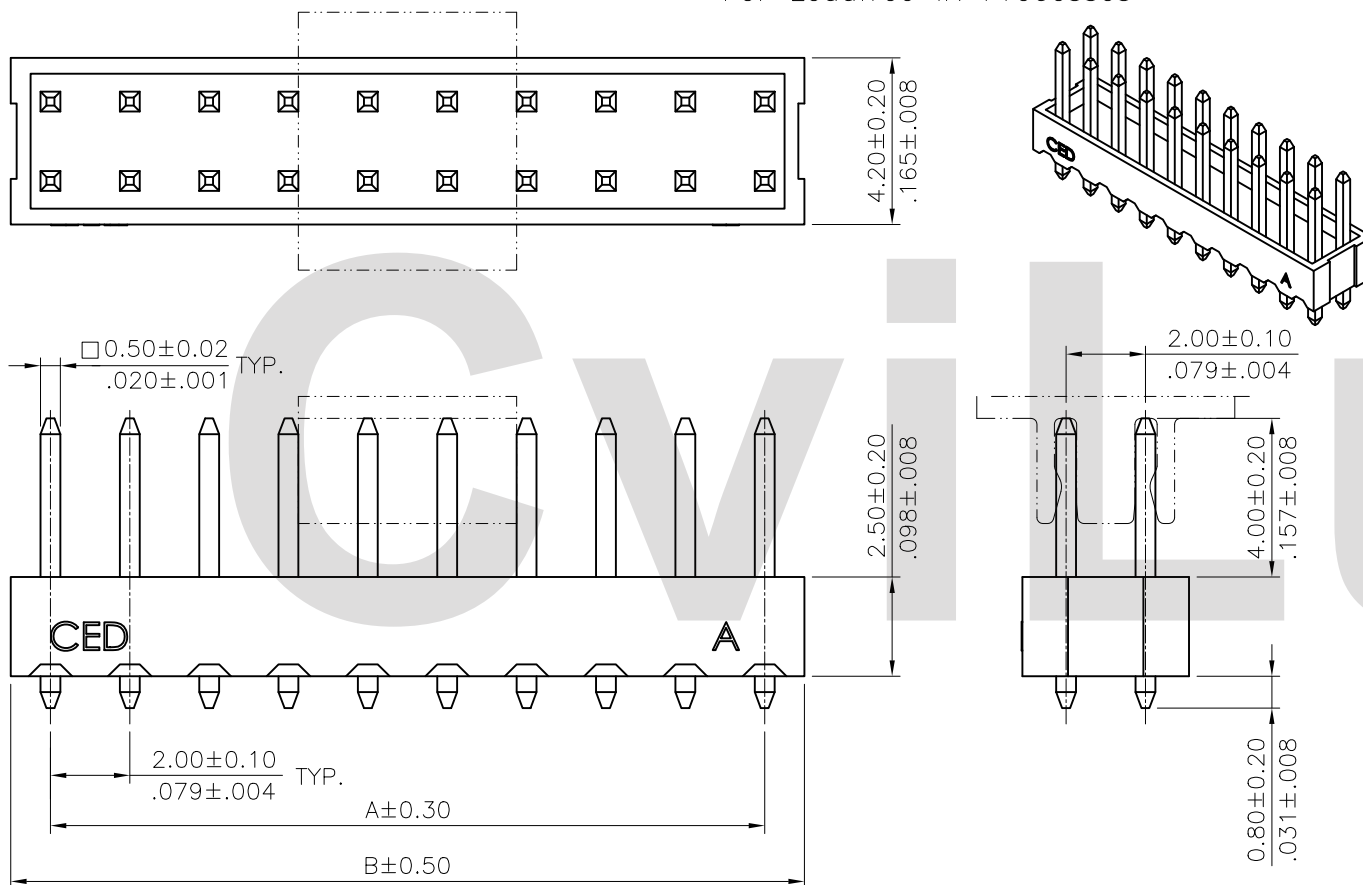
④ V= Straight

⑤ Option : A= High Temperature Plastic
UL 94V-0, Color Black

⑥ Option : 00= Standard

⑦ -0P= With Pick & Place Pad
(Tape & Reel)

⑧ -NH= For Leadfree IR Processes
and Halogen-Free




Recommended P.C. Board Layout

Lead Free Process

Halogen-Free

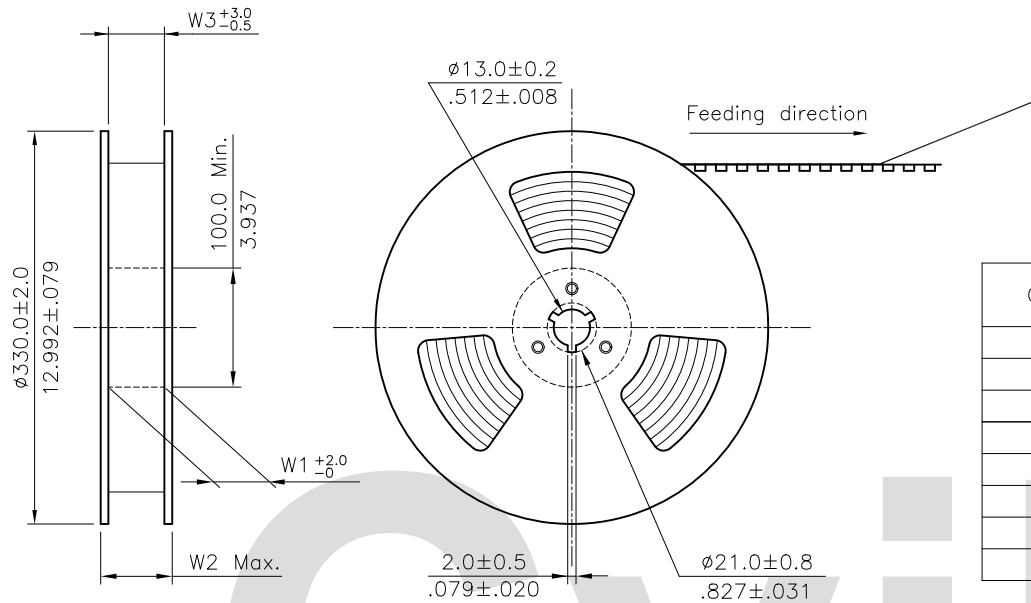
RoHS compliant

④						UNIT: mm / inch	TITLE: 2.00MM(.079") STRAIGHT	 瀚荃股份有限公司 CviLux Corporation
③						TOLERANCE UNLESS OTHERWISE SPECIFIED	DUAL ROW BORAD MOUNT PIN HEADER	
②	Enya	3/11-14'	ECNT114041/ECRT114006	DRAWN BY: Enya	3/11-14'	.X± 0.30/.012 X:±1'	MATERIAL:	
①	Clark	08/06-13	ECNT113027 / ECRT113002	ENGINEER: Sun	3/12-14'	.XX± 0.20/.008 .X±	FINISH:	
SYM	NAME	DATE	REVISIONS	CHECKED BY: Eisley	3/13-14'	.XXX± 0.10/.004 .XX±	DRAWING NO. CH9101SB	PART NO. CH91**2VA00-0P-NH
				APPROVED BY: David	3/13-14'		SCALE 5 / 1	SHEET 1 OF 2

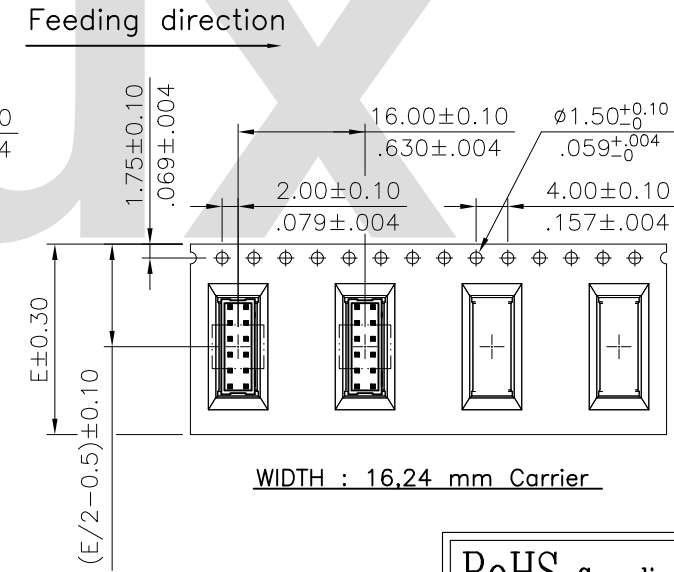
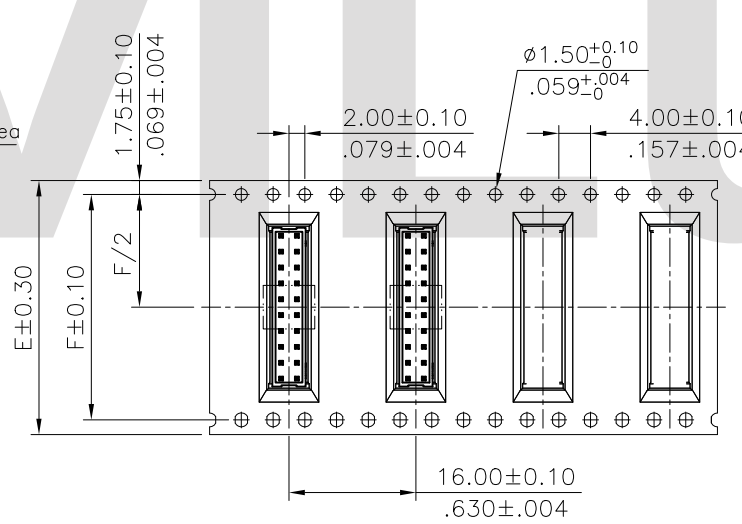
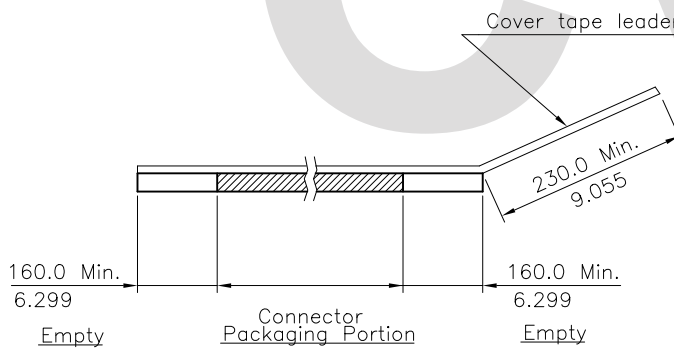


NOTE :

- * Reel Material : Corrugated Paper
- * Carrier Material : Clear, Conductive Polystyrene Alloy
- * Cover Tape Material : Polyester
- * Cover Tape Peel Strength : 0.1N - 1.3N
- * Carrier camber is within 1mm in 100mm
- * All dimensions meet EIA-481-2 & EIA-481-3 requirements.
- * Quantity : 450 PCS/Reel



Circuits	Dimension					Packing (Reel/Caton)
	E	F	W1	W2	W3	
4-8	16.0(.630)	--	16.5(.650)	22.5(.885)	16.5(.650)	11
10-16	24.0(.945)	--	24.5(.965)	30.5(1.200)	24.5(.965)	9
18-20	32.0(1.260)	28.4(1.118)	32.5(1.280)	38.5(1.516)	32.5(1.280)	7
22-32	44.0(1.732)	40.4(1.596)	44.5(1.752)	50.5(1.988)	44.5(1.752)	5
34-44	56.0(2.205)	52.4(2.063)	56.5(2.224)	62.5(2.461)	56.5(2.224)	4
46-60	72.0(2.835)	68.4(2.693)	72.5(2.855)	78.5(3.091)	72.5(2.855)	3
62-76	88.0(3.465)	84.4(3.323)	88.5(3.485)	94.5(3.720)	88.5(3.485)	3
78-80	104.0(4.094)	100.4(3.953)	104.5(4.114)	110.5(4.350)	104.5(4.114)	2



WIDTH : 32,44,56,72,88,104 mm Carrier

RoHS Compliant

4																			
3																			
2	Enya	3/11-14'	ECNT114041/ECRT114006		DRAWN BY:	Enya	3/11-14'	UNIT: mm / inch TOLERANCE UNLESS OTHERWISE SPECIFIED	TITLE:		瀚荃股份有限公司 CviLux Corporation	DRAWING NO. CH9101SB	PART NO. CH91**2VA00-OP-NH	SCALE	SHEET 2 OF 2				
1	Clark	08/06-13	ECNT113027 / ECRT113002		ENGINEER:	Sun	3/12-14'		.X ±	X' ± 1'						MATERIAL:			
SYM	NAME	DATE	REVISIONS		CHECKED BY:	Eisley	3/13-14'		.XX ±	.X ±						FINISH:			
				APPROVED BY:	David	3/13-14'	.XXX ±	.XX ±											