

SEC.: X-X'

A = 1.00 \* No. of Spaces

B = A + 7.2

C = A + 2.1

△△ \* Available in 2 through 20 & 24 circuits

Notes :

- △ \* Body : High temperature plastic UL 94V-0, Color Nature
- △ \* Slider : High temperature plastic UL 94V-0, Color Black
- \* Contact : Phosphor Bronze  
With Matte Tin plated
- \* Fixed tab : Brass, with Matte Tin plated
- \* For Lead-Free IR Reflow process

Ordering Code

△ CF23 \*\* 1 U 0 \* 0 -10 -NH  
① ② ③ ④ ⑤ ⑥ ⑦ ⑧ ⑨

① Series No.

② No. of Circuits

③ Plating code:

1 = 3.05μm(120μ") Min. Tin  
over 0.76μm(30μ") Nickel (Matte Tin Finish)

2 = Gold flash plated over 50μ"min. Nickel

④ Contact style: U = Upside contact

⑤ Color: 0 = Nature

⑥ Packing option: R = Tape & Reel  
T = Tube Packing

△△ ⑦ Option: 0 = With Logo(Standard)

⑧ Other option:

-10 = Pitch 1.0mm

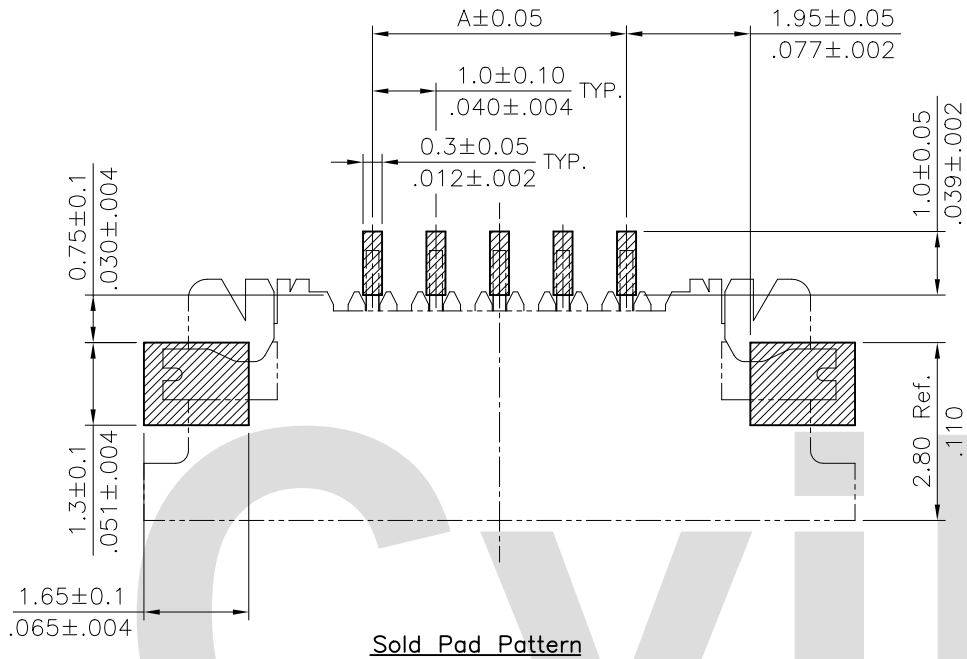
⑨ -NH = For Lead Free IR Processes  
and Halogen-Free

Lead Free Process

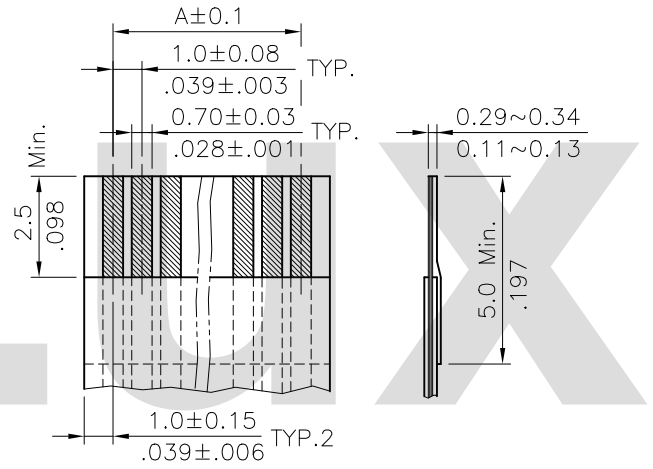
Halogen-Free

RoHS compliant

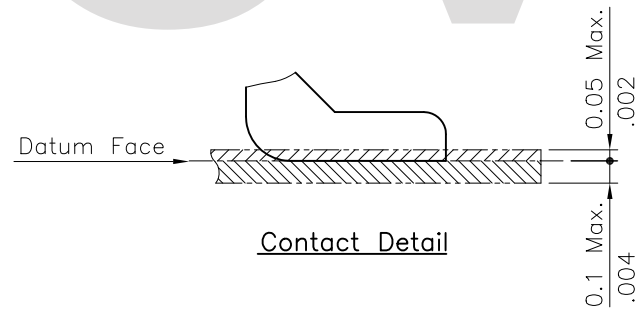
④						DATE	UNIT: mm / inch	TITLE: 1.0mm(.039") ZIF FFC/FPC UPSIDE CONTACT SLIM SURFACE MOUNT CONNECTOR	瀚荃股份有限公司 CviLux Corporation
③						DRAWN BY: Karen 4/7-15'	TOLERANCE UNLESS OTHERWISE SPECIFIED	MATERIAL:	
②	Karen	4/03-15'	ECNT115075/ECRT115016	2015.04.09 ISSUED	ENGINEER: Sun 4/7-15'	CHECKED BY: Eisley 4/7-15'	.X ± 0.15/.006 X' ± 1'	FINISH:	DRAWING NO. CF2335SB PART NO. CF23***U0*0-10-NH
①	Steven	4/8-11'	ECR11021-0/ECN11065		CHECKED BY: Eisley 4/7-15'	APPROVED BY: Eisley 4/7-15'	.XX ± 0.10/.004 X' ±		SCALE 8 / 1 SHEET 1 OF 3
SYM	NAME	DATE	REVISIONS		APPROVED BY: Eisley 4/7-15'		.XXX ± 0.05/.002 X' ±		



Sold Pad Pattern



Accommodated FFC/FPC



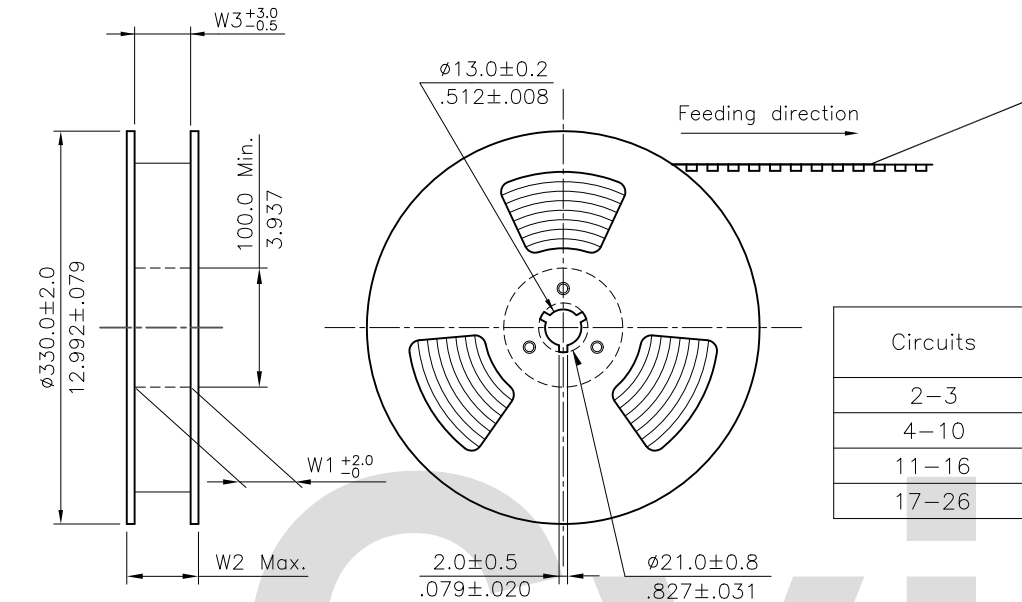
Contact Detail

Halogen-Free  
Lead Free Process  
RoHS Compliant

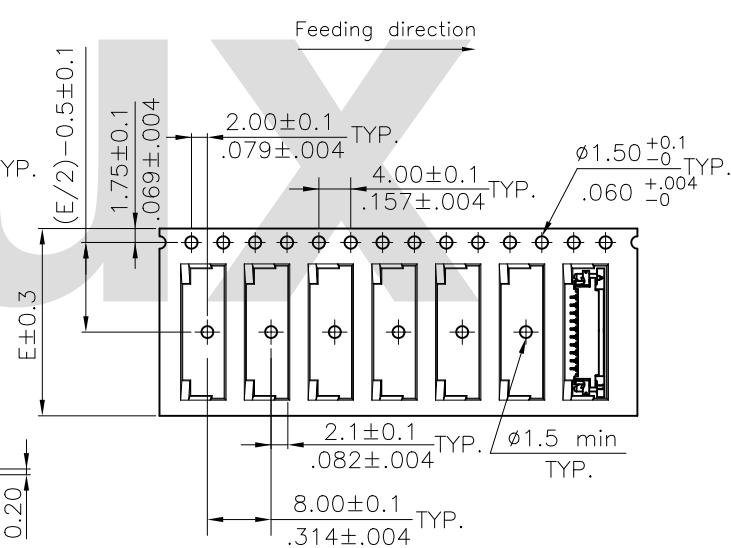
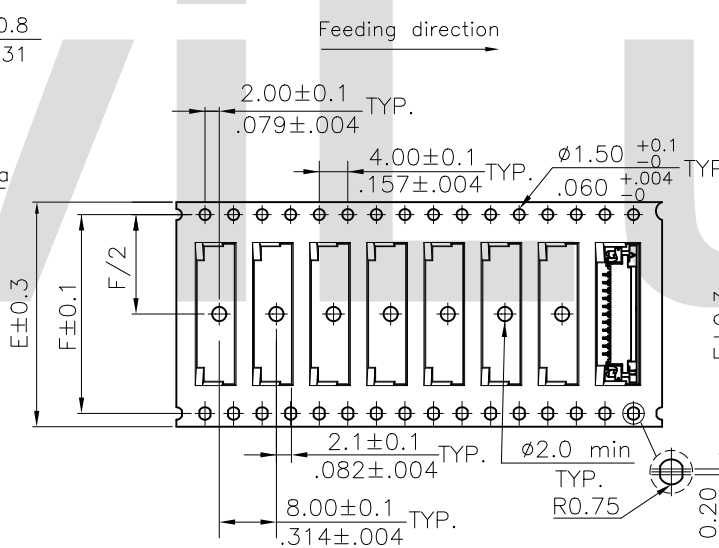
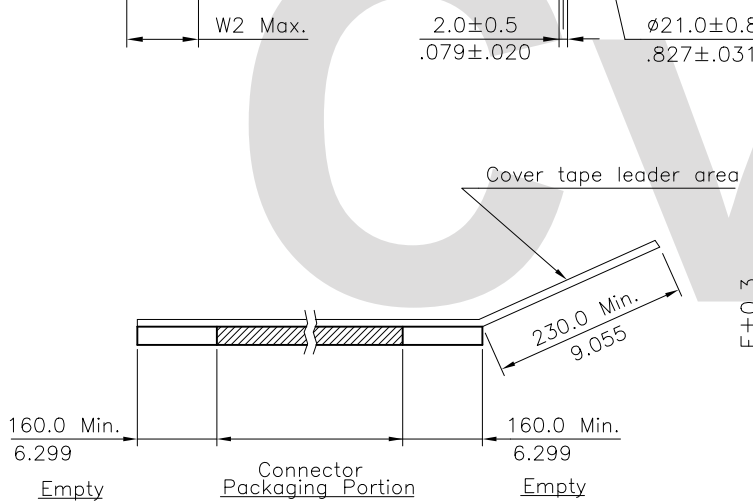
4						DATE	UNIT: mm / inch	TITLE: 1.0mm(.039") ZIF FFC/FPC UPSIDE CONTACT SLIM SURFACE MOUNT CONNECTOR	瀚荃股份有限公司 CviLux Corporation	
3			DRAWN BY: Karen		4/7-15'	TOLERANCE UNLESS OTHERWISE SPECIFIED	MATERIAL:			DRAWING NO. CF2335SB PART NO. CF23***U0*0-10-NH
2	Karen	4/03-15'	ECNT115075/ECRT115016		ENGINEER: Sun					
1	Steven	4/8-11'	ECR11021-0/ECN11065		CHECKED BY: Eisley	4/7-15'	.XX ± 0.10/.004 X' ±	FINISH:	SCALE 8 / 1 SHEET 2 OF 3	
SYM	NAME	DATE	REVISIONS		APPROVED BY: Eisley	4/7-15'	.XXX ± 0.05/.002 X' ±			

NOTES:

1. 10 sprocket hole pitch cumulative tolerance  $\pm 0.20$ .
2. Carrier camber is within 1 mm in 250 mm.
3. Material : Clear,Transparent Polystyrene Alloy (UP-6000).
4. All dimensions meet EIA-481-B requirements.
5. Thickness :  $0.40 \pm 0.05$ mm.
6. Packing length per 22" reel : 98.5 Meters.
7. Component load per 13" reel : 4000 pcs.



Circuits	Dimension					Packing (Reel/Caton)
	E	F	W1	W2	W3	
2-3	16.0(.630)	-	16.5(.650)	22.5(.886)	16.5(.650)	11
4-10	24.0(.945)	-	24.5(.965)	30.5(1.201)	24.5(.965)	9
11-16	32.0(1.260)	28.40(1.118)	32.5(1.280)	38.5(1.516)	32.5(1.280)	7
17-26	44.0(1.732)	40.40(1.596)	44.5(1.751)	50.4(1.984)	44.5(1.751)	5



WIDTH : 32, 44 mm Carrier

WIDTH : 16, 24 mm Carrier

RoHS Compliant

SYM	NAME	DATE	REVISIONS	APPROVED BY:	DATE	UNIT: mm / inch	TOLERANCE UNLESS OTHERWISE SPECIFIED	TITLE: 1.0mm(.039") ZIF FFC/FPC UPSIDE CONTACT SLIM SURFACE MOUNT CONNECTOR	MATERIAL:	FINISH:	DRAWING NO.	PART NO.	SHEET	OF	3
4															
3															
2	Karen	4/03-15'	ECNT115075/ECRT115016		4/7-15'										
1	Steven	4/8-11'	ECR11021-0/ECN11065		4/7-15'										

CIVILUX CORP  
2015.04.09  
ISSUED



瀚荃股份有限公司  
CviLux Corporation

DRAWING NO. CF2335SB PART NO. CF23\*\*\*U0\*0-10-NH  
SCALE SHEET 3 OF 3