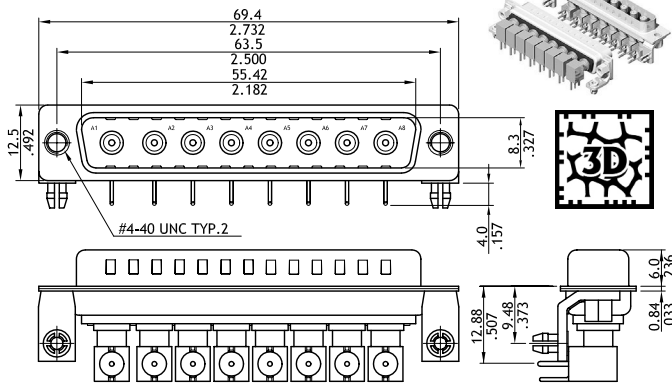
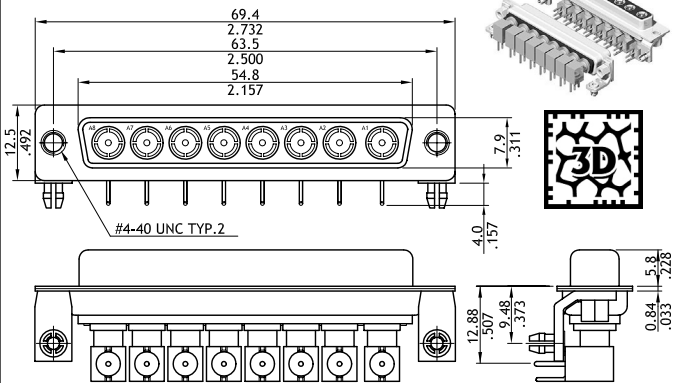


## Coaxial Right Angle DIP Combination D-Sub

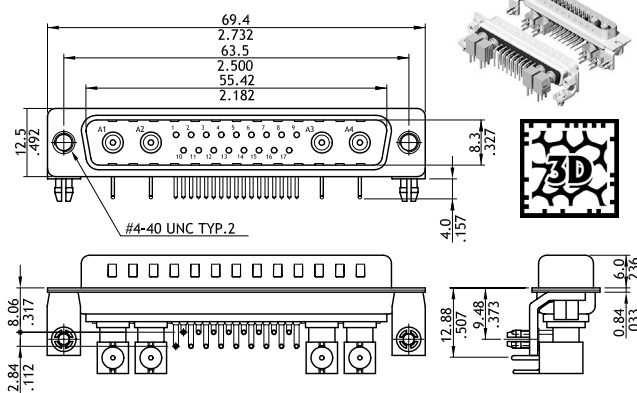
C8W8 (Plug Connector)



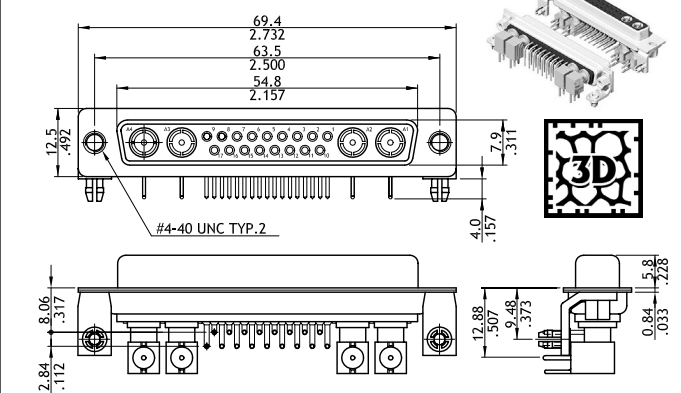
C8W8 (Receptacle Connector)



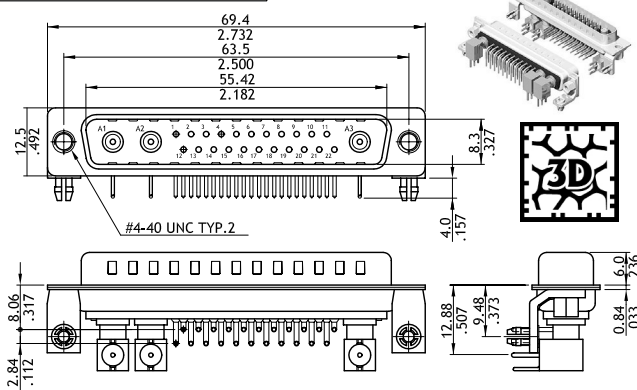
21W4 (Plug Connector)



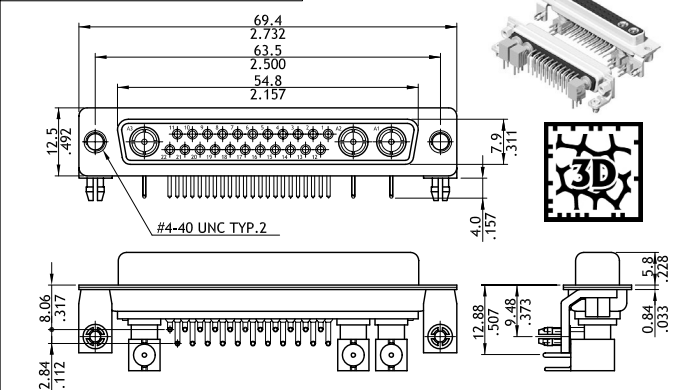
21W4 (Receptacle Connector)



25W3 (Plug Connector)



25W3 (Receptacle Connector)



## Ordering Code

① I 3 W 3    ② S    ③ C    ④ H    ⑤ 2    ⑥ 2    ⑦ 1    ⑧ 7 5    ⑨ I 1 0

① Series No.: C3W3,3W3C,C7W2,11W1,C5W5,13W3  
17W3,C8W8,21W4,25W3,36W4

② Connector Type: P = Plug  
S = Receptacle

③ Contact Type: C = Coaxial Contact

④ Contact Tail Style: V = Straight DIP Type

⑤ Coaxial Contact Plating: 2 = Gold flash over Nickel

⑥ Signal Contact Plating: 2 = Gold flash over Nickel

⑦ Insulator Color: 1 = Black

⑧ Performance: 50 = 50Ω, 75 = 75Ω

⑨ Mounting Style:

000 = With  $\phi$  3.05mm holes on shell (Standard)

B00 = Riveted #4-40 UNC Close nuts on Front shell

C00 = Riveted #4-40 UNC Open nuts on Front shell

I00 = Riveted #4-40 UNC Ground tabs with  $\phi$  3.2mm holes

I10 = Riveted #4-40 UNC Ground tabs with board locks  
(Standard)

\*Special options consult manufacturer