


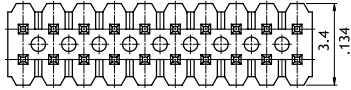


CH57 Series 1.27mm(.050") Dual Row Dual Bodies Pin Headers

☉ Mate with CB50 and CBC1 series

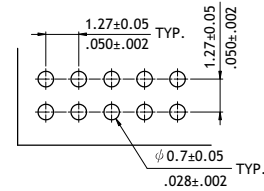
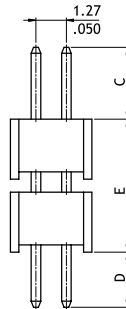
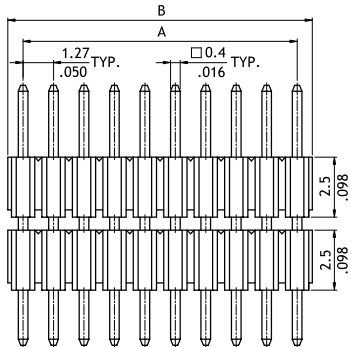


P/N CH57**2V100



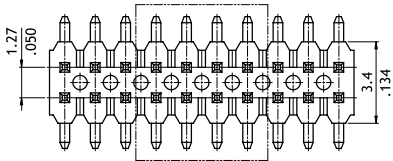
A = 1.27 X No. of Spaces
 B = A + 1.27
 Pin overall length 20.0mm max.

Option Code	Pin Dimension		
	C	D	E
00	3.0(.118)	2.3(.091)	5.0(.197)



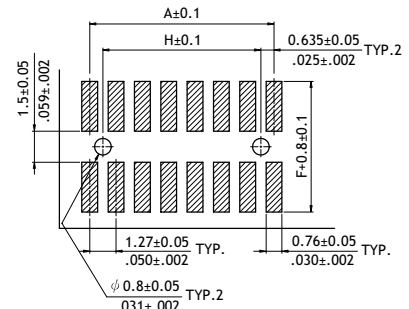
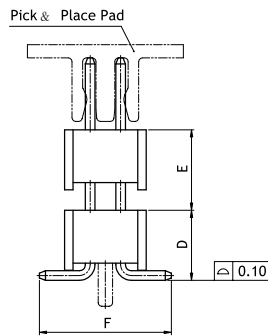
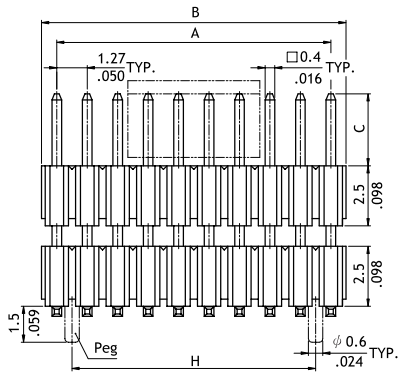
Recommended P.C. Board Layout

P/N CH57**2M100.**



A = 1.27 X No. of Spaces
 B = A + 1.27
 H = A - 1.27

Option Code	Pin Dimension			
	C	D	E	F
00	3.0(.118)	2.92(.115)	2.5(.098)	5.5(.217)



Recommended P.C. Board Layout

Ordering Code

1 CH **2** 5 **3** 7 **4** X **5** 1 **6** 2 **7** V **8** 1 **9** 0 **0** - **0** **0**

- 1** Series No.
- 2** No. of Circuits:
06 to 100 (X1 = 100)
- 3** Plating Code:
2 = Gold flash over Nickel
- 4** Tail & Mounting Style:
V = Vertical DIP Type
M = Vertical SMT Type

- 5** Insulator Material & Color:
1 = Nylon 6T, Color Black
- 6** Other Options:
00 = Standard
*See option code table
*Consult manufacturer for customized pin length

- 7** Pegs Options:
0 = Without Peg
P = With Pegs
- 8** Packing:
0 = Without Pick & Place Pad (Tube)
P = With Pick & Place Pad (Tape & Reel)
*Code 7 and 8 for SMT Type only