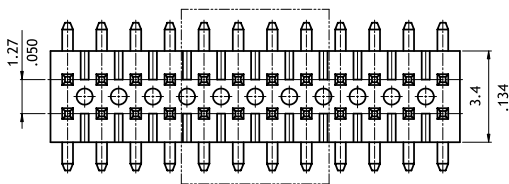



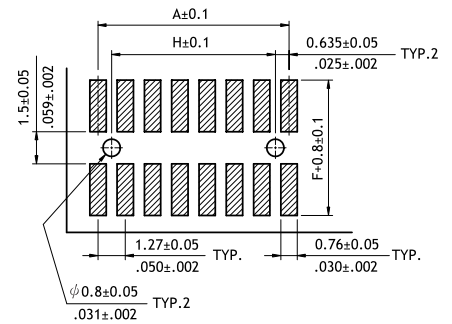
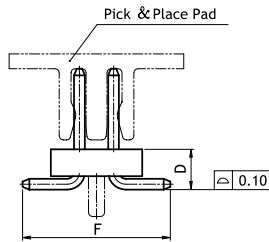
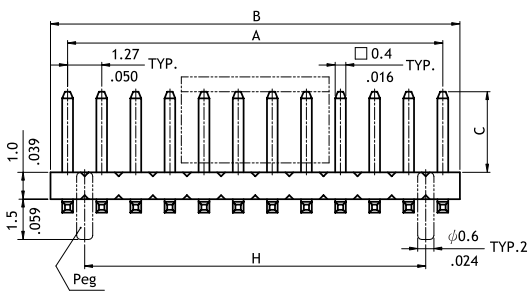
# CH51 Series 1.27mm(.050") Dual Row Pin Headers

○ Mate with CB50 and CBC1 series



$A = 1.27 \times \text{No. of Spaces}$   
 $B = A + 1.27$   
 $H = A - 1.27$

Option Code	Pin Dimension		
	C	D	F
00	3.0(.118)	1.5(.059)	5.5(.217)



Recommended P.C. Board Layout

## Ordering Code

1 2 3 4 5 6 7 8  
**CH51 502V100 - 00 - NH**

- 1** Series No.
- 2** No. of Circuits: 04 to 50
- 3** Plating Code:  
2 = Gold flash over Nickel
- 4** Tail & Mounting Style:  
V = Vertical DIP Type  
M = Vertical SMT Type
- 5** Insulator Material & Color: 1 = LCP, Color Black
- 6** Other Options: 00 = Standard  
\*See option code table  
\*Consult manufacturer for customized pin length
- 7** Packing:  
00 = Without Pick & Place Pad (Tube)  
0P = With Pick & Place Pad (Tape & Reel)  
\*Code 7 for SMT Type only
- 8** -NH = For Lead Free soldering process and Halogen-Free