
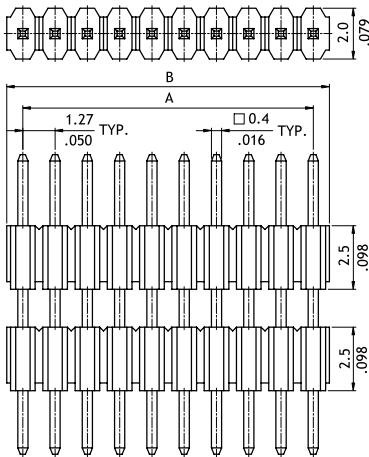


CH03 Series 1.27mm(.050") Single Row Dual Bodies Pin Headers

☉ Mate with CB01 series

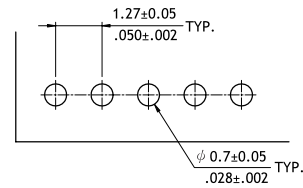
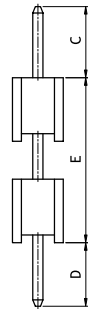


P/N CH03**2V100



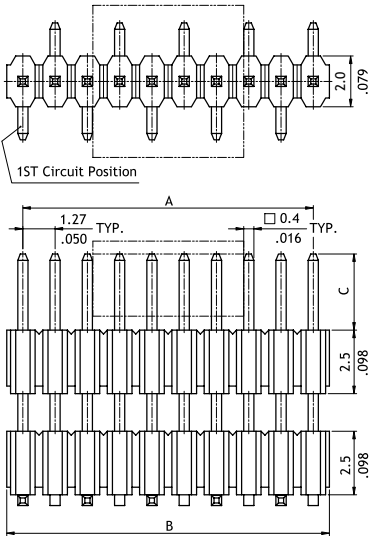
A = 1.27 X No. of Spaces
 B = A + 1.27
 E = 5.0 min.
 Pin overall length 20.0mm max.

Option Code	Pin Dimension		
	C	D	E
00	3.0(.118)	2.3(.091)	5.0(.197)



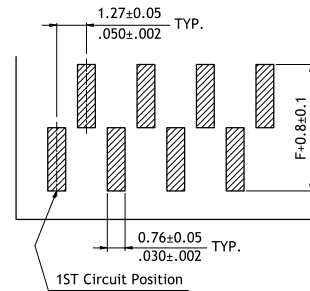
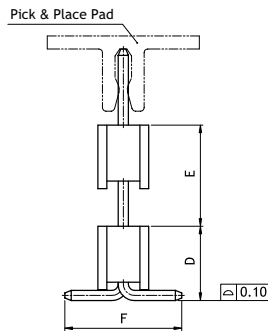
Recommended P.C. Board Layout

P/N CH03**2M100-**



A = 1.27 X No. of Spaces
 B = A + 1.27

Option Code	Pin Dimension			
	C	D	E	F
00	3.0(.118)	2.92(.115)	2.5(.098)	5.0(.197)



Recommended P.C. Board Layout

Ordering Code

1 CH **2** **5** **0** **2** **V** **1** **0** **0** - **0** **0**

- 1** Series No.
- 2** No. of Circuits: 04 to 50
- 3** Plating Code:
2 = Gold flash over Nickel
- 4** Tail & Mounting Style:
V = Vertical DIP Type
M = Vertical SMT Type
- 5** Insulator Material & Color: 1 = Nylon 6T, Color Black

- 6** Other Options: 00 = Standard
*See option code table
*Consult manufacturer for customized pin length
- 7** Packing:
00 = Without Pick & Place Pad (Tube)
0P = With Pick & Place Pad (Tape & Reel)
*Code 7 for SMT Type only