

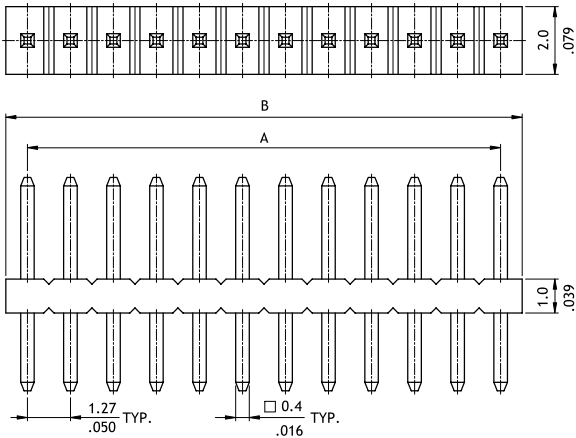


CH01 Series 1.27mm(.050") Single Row Pin Headers

☉ Mate with CB01 series

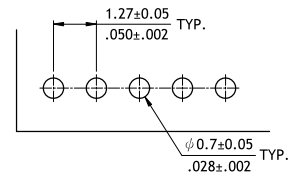


P/N CH01**2V100-NH



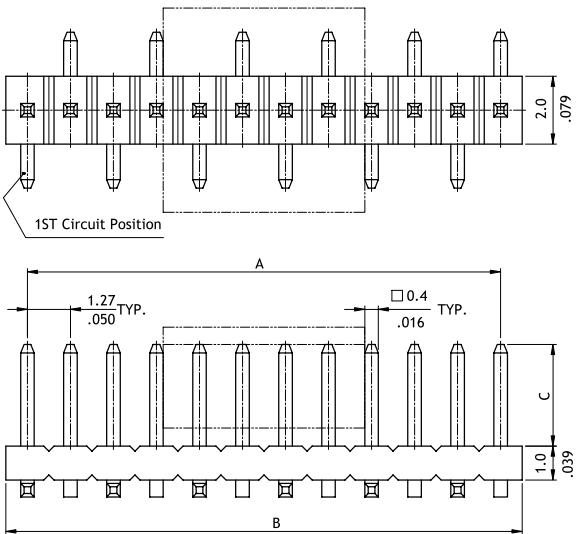
A = 1.27 X No. of Spaces
B = A + 1.27
Pin overall length 20.0mm max.

Option Code	Pin Dimension	
	C	D
00	3.0(.118)	2.3(.091)
01	3.0(.118)	1.6(.063)
02	3.5(.138)	1.8(.071)
03	3.8(.150)	1.5(.059)



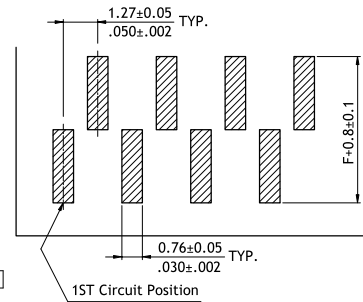
Recommended P.C. Board Layout

P/N CH01**2M100--NH



A = 1.27 X No. of Spaces
B = A + 1.27

Option Code	Pin Dimension		
	C	D	F
00	3.0(.118)	1.5(.059)	4.6(.181)



Recommended P.C. Board Layout

Ordering Code

1 CH **2** 5 **3** 0 **4** 2 **5** V **6** 1 **7** 00 - **8** 00 - NH

- 1** Series No.
- 2** No. of Circuits: 04 to 50
- 3** Plating Code:
2 = Gold flash over Nickel
- 4** Tail & Mounting Style:
V = Vertical DIP Type
M = Vertical SMT Type
- 5** Insulator Material & Color: 1 = LCP, Color Black
- 6** Other Options: 00 = Standard
*See option code table
*Consult manufacturer for customized pin length
- 7** Packing:
00 = Without Pick & Place Pad (Tube)
0P = With Pick & Place Pad (Tape & Reel)
*Code 7 for SMT Type only
- 8** -NH = For Lead Free soldering process and Halogen-Free