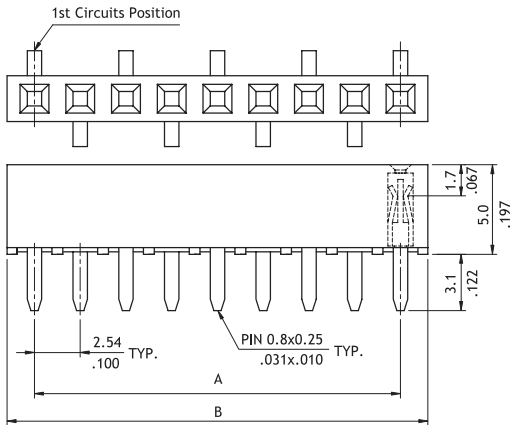



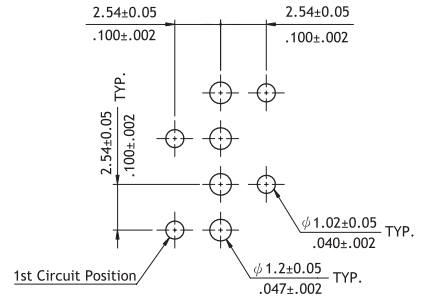
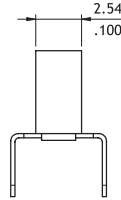
## CB33 Series 2.54mm(.100") Single Row Dual Entry Female Header

⊙ Mates with CH31 and CH34 series

**RoHS** Compliant



$A = 2.54 * \text{No. of Spaces}$   
 $B = A + 2.64$



Recommended P.C. Board Layout

CB

### Ordering Code

① **CB 3 3**      ② **4 0**      ③ **2**      ④ **R**      ⑤ **1**      ⑥ **0 0**

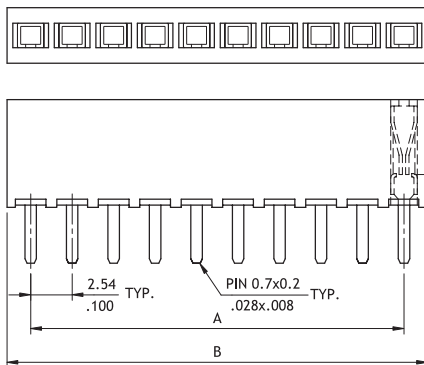

- ① Series No.
- ② No. of Circuits: 02 to 40
- ③ Plating Code: 2 = Gold flash over Nickel
- ④ Tail Style: R = Dual Entries

- ⑤ Color: 1 = Black
- ⑥ Other Options:  
00 = Standard  
\*Special options consult manufacturer

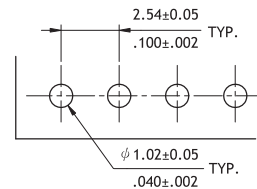
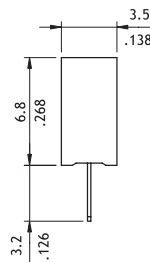
## CB37 Series 2.54mm(.100") Single Row Female Headers

⊙ Mates with CH31 and CH34 series

**RoHS** Compliant



$A = 2.54 * \text{No. of Spaces}$   
 $B = A + 2.5$



Recommended P.C. Board Layout

### Ordering Code

① **CB 3 7**      ② **4 0**      ③ **A**      ④ **V**      ⑤ **1**      ⑥ **0 0**

- ① Series No.
- ② No. of Circuits: 02 to 40
- ③ Plating Code: A = Selective Gold flash over Nickel
- ④ Tail Style: V = Vertical

- ⑤ Color: 1 = Black
- ⑥ Other Options:  
00 = Standard  
\*Special options consult manufacturer

BOARD TO BOARD