

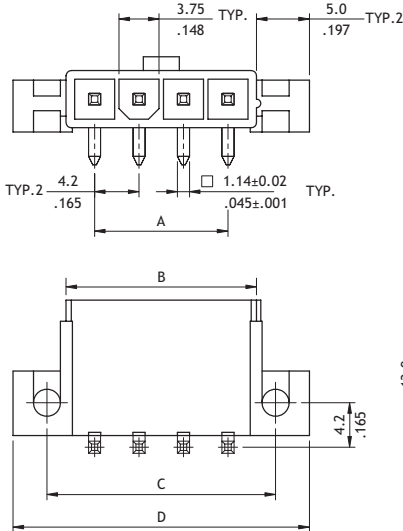


CP-014 Series 4.20mm (.165") Right Angle DIP Solder Headers

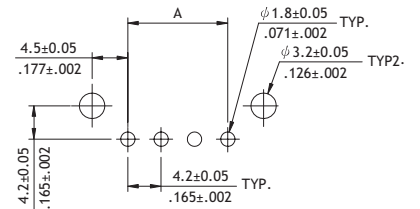
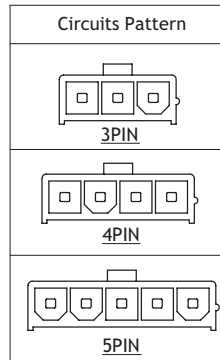
- ⊙ Optional with mounting ears or pegs
- ⊙ Mates with CP-011 connector
- ⊙ Nylon 66 UL 94V-0 or V-2 insulator material



P/N CP-014**10S / CP-014**12S

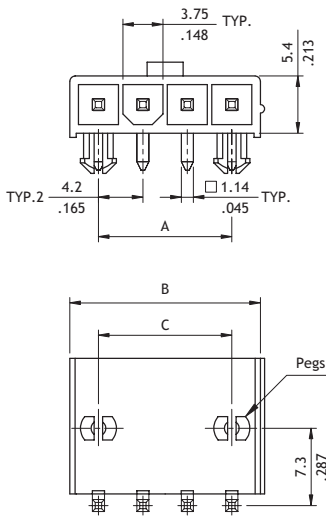


Circuits	Dimension			
	A	B	C	D
3	8.4(.331)	13.8(.543)	17.4(.685)	23.8(.937)
4	12.6(.496)	18.0(.709)	21.6(.850)	28.0(1.102)
5	16.8(.661)	22.2(.874)	25.8(1.016)	32.2(1.268)

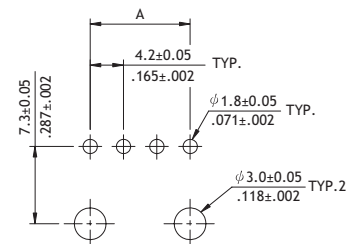
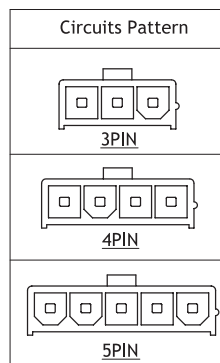


Recommended P.C. Board Layout

P/N CP-014**11S / CP-014**13S/CP-014**14S / CP-014**15S



Circuits	Dimension		
	A	B	C
3	8.4(.331)	13.8(.543)	8.4(.331)
4	12.6(.496)	18.0(.709)	12.6(.496)
5	16.8(.661)	22.2(.874)	16.8(.661)



Recommended P.C. Board Layout

Ordering Code

① ② ③ ④ ⑤ ⑥
CP - 01 4 05 1 0 S

- ① Series No.
- ② Connector Type:
4 = Right Angle Header
- ③ No. of Circuits:
see above table
- ④ Plating: 1 = Tin over Nickel
- ⑤ Variation:
0 = UL 94V-2 (with mounting ears)
1 = UL 94V-2 (without mounting ear and peg)
2 = UL 94V-0 (with mounting ears)
3 = UL 94V-0 (without mounting ear and peg)
4 = UL 94V-2 (with mounting pegs)
5 = UL 94V-0 (with mounting pegs)
- ⑥ Other Options:
S = Single Row Header
*Special options consult manufacturer