# CP-013 Series 4.20mm (.165") Straight DIP Solder Headers

◎ Optional PCB mounting pegs
◎ Mates with CP-011 connector
◎ Nylon 66 UL 94V-0 or V-2 insulator material

RoHS Compliant

| P/N | CP-013**11S / CP-013**13S / CP-013**16S / CP-013**17S |
|---|---|

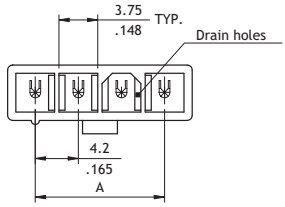


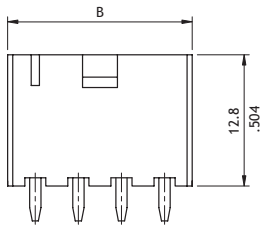


| Circuits | Dimension | |
|---|---|---|
| | A | B |
| 3 | 8.4(.331) | 13.8(.543) |
| 4 | 12.6(.496) | 18.0(.709) |
| 5 | 16.8(.661) | 22.2(.874) |

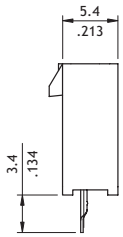


Circuits Pattern

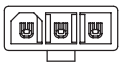

3 Pin

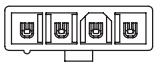

4 Pin

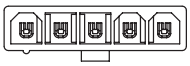

5 Pin

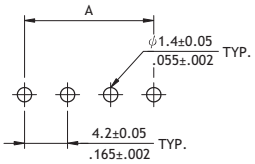


Recommended P.C. Board Layout

| P/N | CP-013**14S / CP-013**15S / CP-013**18S / CP-013**19S |
|---|---|

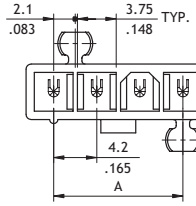


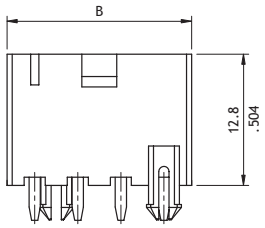


| Circuits | Dimension | |
|---|---|---|
| | A | B |
| 3 | 8.4(.331) | 13.8(.543) |
| 4 | 12.6(.496) | 18.0(.709) |
| 5 | 16.8(.661) | 22.2(.874) |

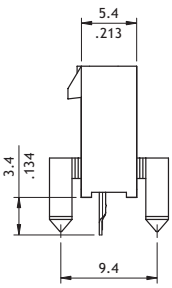


Circuits Pattern

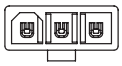

3 Pin

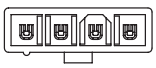

4 Pin

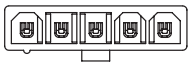

5 Pin

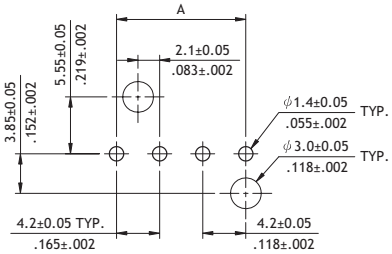


Recommended P.C. Board Layout

## Ordering Code

❶ ❷ ❸ ❹ ❺ ❻
**CP-01 3 05 1 1 S**

❶ Series No.
❷ Connector Type:
3 = Straight PCB mount header
❸ No. of Circuits:
see above table
❹ Plating: 1 = Tin over Nickel

❺ Variation:

| Without mounting peg: | With mounting pegs: |
|---|---|
| 1 = UL 94V-2 (with drain holes) | 4 = UL 94V-2 (with drain holes) |
| 3 = UL 94V-0 (with drain holes) | 5 = UL 94V-0 (with drain holes) |
| 6 = UL 94V-2 (without drain hole) | 8 = UL 94V-2 (without drain hole) |
| 7 = UL 94V-0 (without drain hole) | 9 = UL 94V-0 (without drain hole) |

❻ Other Options: S = Single Row Header
*Special options consult manufacturer