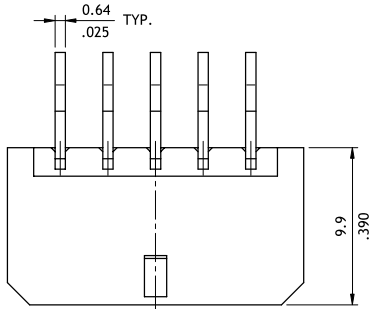
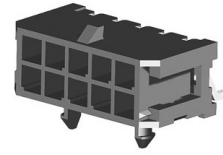
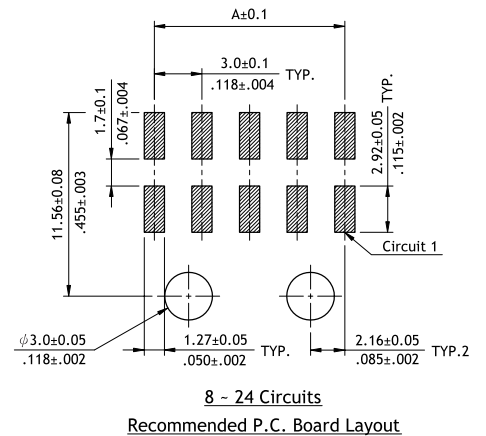
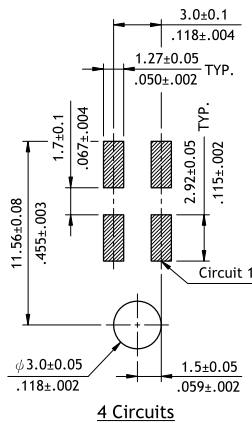
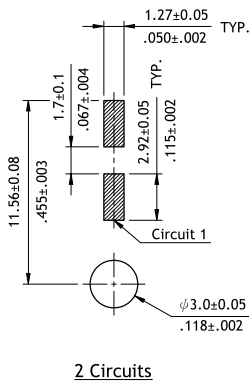
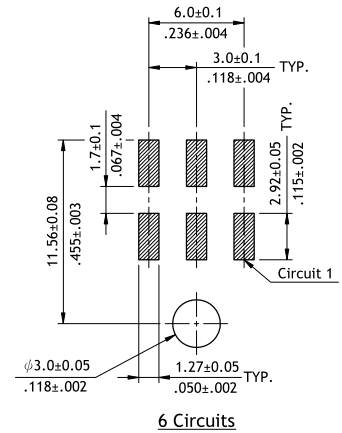
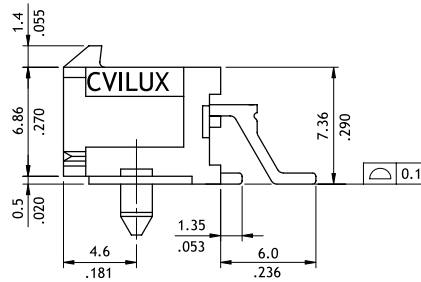
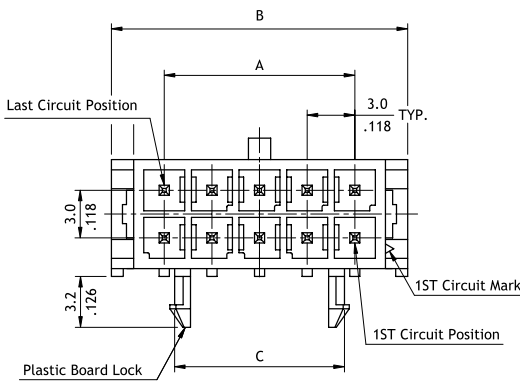


CP35 Series 3.00mm(.118") Dual Row Side Entry SMT Headers

- ⊙ Mate with CP35 Connector
- ⊙ Shrouded header with board locks or fixed tabs
- ⊙ High temperature plastic for SMT process



Circuits	Dimension		
	A	B	C
2	—	6.7(.264)	—
4	3.0(.118)	9.7(.382)	—
6	6.0(.236)	12.7(.500)	—
8	9.0(.354)	15.7(.618)	7.7(.303)
10	12.0(.472)	18.7(.657)	10.7(.421)
12	15.0(.591)	21.7(.854)	13.7(.539)
14	18.0(.709)	24.7(.972)	16.7(.657)
16	21.0(.827)	27.7(1.091)	19.7(.776)
18	24.0(.945)	30.7(1.209)	22.7(.894)
20	27.0(1.063)	33.7(1.327)	25.7(1.012)
22	30.0(1.181)	36.7(1.445)	28.7(1.130)
24	33.0(1.299)	39.7(1.563)	31.7(1.248)



Ordering Code

① CP35 ② 24 ③ P ④ 1 ⑤ H ⑥ S ⑦ P - ⑧ NH

- ① Series No.
- ② No. of Circuits: 02 to 24
- ③ P = Plug
- ④ Plating: 1 = Matte Tin over Nickel
*Optional plating available but MOQ requested
- ⑤ Contact Type:
H = Side Entry

- ⑥ Mount Type:
S = SMT Type
- ⑦ Other Options:
P = With plastic board lock
- ⑧ -LF = For Lead Free soldering process
-NH = For Lead Free soldering process and Halogen-Free