
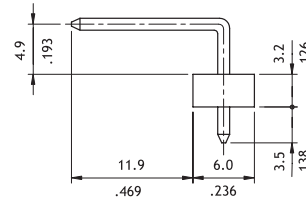
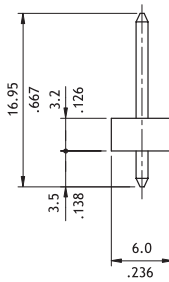
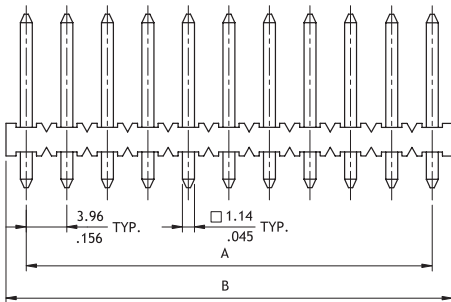


**CI77/CI78 Series 3.96mm(.156") / 5.00mm(.196") Breakaway Pin Headers**

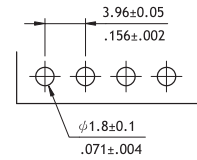
- Mate with CI51 and CID3 Connector
- Available straight and right angle type
- Options plating available
- Insulator: Glass filled polyester UL 94V-0, Color White
- With Tin plated 1.14mm square pin



P/N CI77\*\*P1\*00

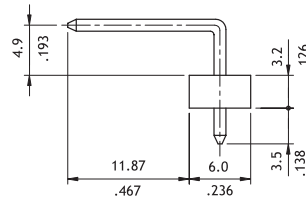
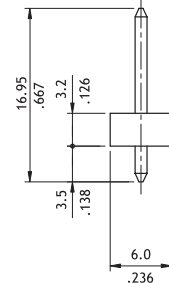
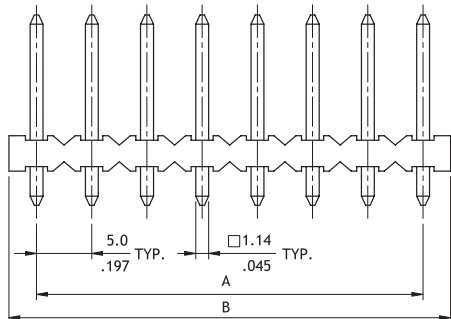


A = 3.96 x No. of Spaces  
B = A + 3.96

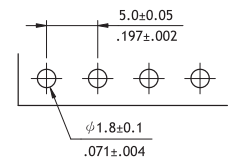


Recommended P.C. Board Layout

P/N CI78\*\*P1\*00



A = 5.0 x No. of Spaces  
B = A + 5.0



Recommended P.C. Board Layout

**Ordering Code**

**①** CI **②** 77 **③** P **④** 1 **⑤** V **⑥** 00

- ①** Series No.  
CI77 = 3.96mm center spacing  
CI78 = 5.00mm center spacing
- ②** No. of Circuits: 02 to 20
- ③** P = DIP Header
- ④** Plating Code: 1 = Tin over Nickel
- ⑤** Type: V = Straight  
H = Right Angle
- ⑥** Other Options:  
00 = Standard  
\*Special options consult manufacturer