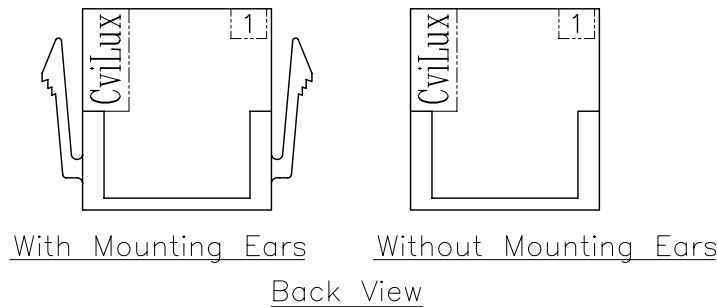
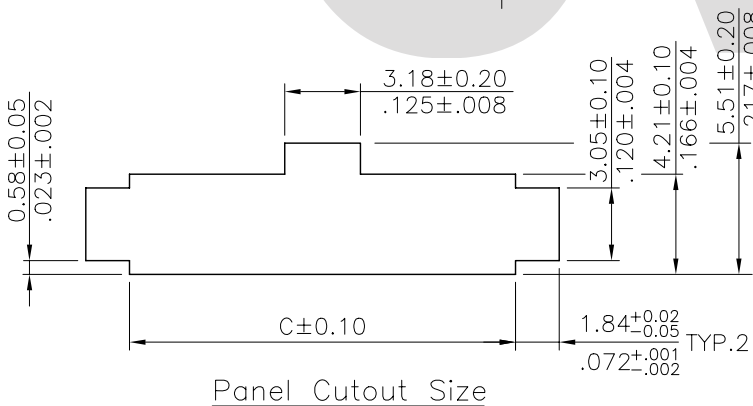
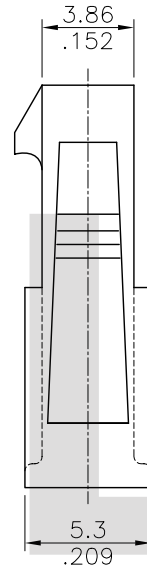
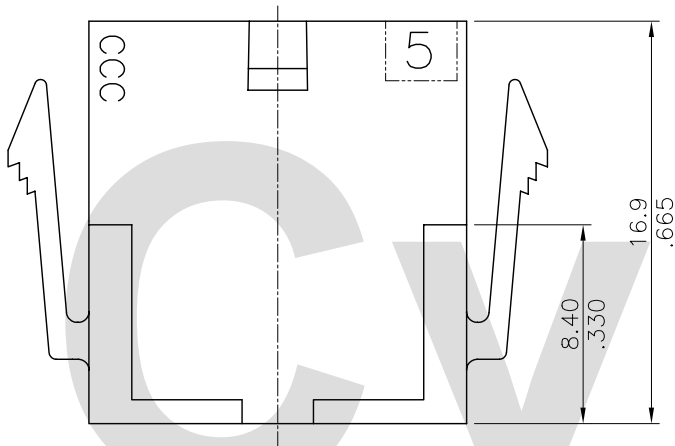


Ordering Code:

CP35 \*\* P 0 01 S -G  
 ① ② ③ ④ ⑤ ⑥ ⑦

- ① Series No.
- ② No. of Circuits: 02~12
- ③ Contact type: P= Plug
- ④ Mounting Ears option:  
 0= With Mounting Ears  
 R= Without Mounting Ears
- ⑤ Color: 01=Color Black
- ⑥ S= Single Row
- ⑦ Option:G= Nylon 66 UL 94V-2  
 (Glow wire available)



RoHS Compliant

Circuits	Dimension		
	A	B	C
2	3.00(.118)	6.86(.270)	7.21(.284)
3	6.00(.236)	9.86(.388)	10.21(.402)
4	9.00(.354)	12.86(.506)	13.21(.520)
5	12.00(.472)	15.86(.624)	16.21(.638)
6	15.00(.591)	18.86(.742)	19.21(.756)
7	18.00(.709)	21.86(.860)	22.20(.874)
8	21.00(.827)	24.86(.978)	25.20(.992)
9	24.00(.945)	27.86(1.096)	28.20(1.110)
10	27.00(1.063)	30.86(1.214)	31.22(1.229)
11	30.00(1.181)	33.86(1.332)	34.22(1.347)
12	33.00(1.299)	36.86(1.450)	37.22(1.465)

④					DATE	UNIT: mm / inch	TITLE: 3.00mm PITCH POWER CONNECTOR MALE HOUSING	瀚荃股份有限公司 CviLux Corporation
③					DRAWN BY: Karen	TOLERANCE UNLESS OTHERWISE SPECIFIED	MATERIAL:	
②					ENGINEER: Eisley	.X ± 0.30 / .012 X' ± 1"	FINISH:	DRAWING NO. CP3592SA
①					CHECKED BY: David	.XX ± 0.20 / .008 .X' ±		PART NO. CP35**P*01S-G
SYM	NAME	DATE	REVISIONS	APPROVED BY: Alex	1/19-09'	.XXX ± 0.10 / .004 .XX' ±	SCALE 3 / 1	SHEET 1 OF 1

CVILUX CORP  
 2009.02.03  
 ISSUED