

Material:

\* Insulation: Nylon 6T UL 94V-0  
Color Black

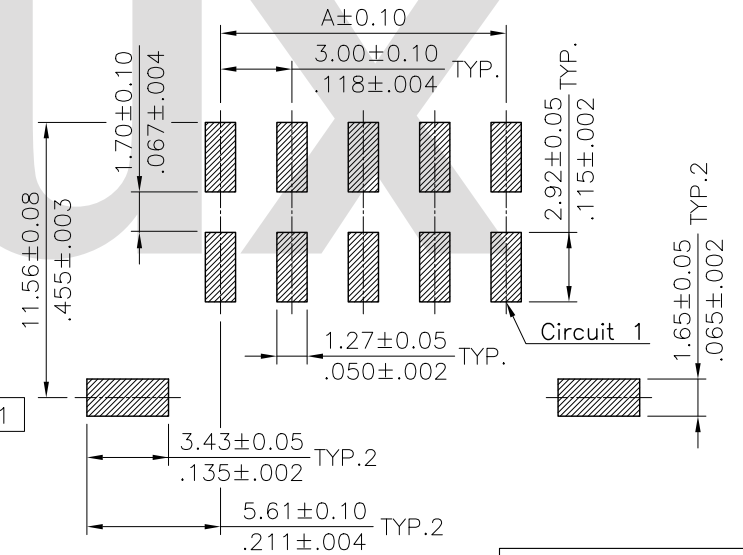
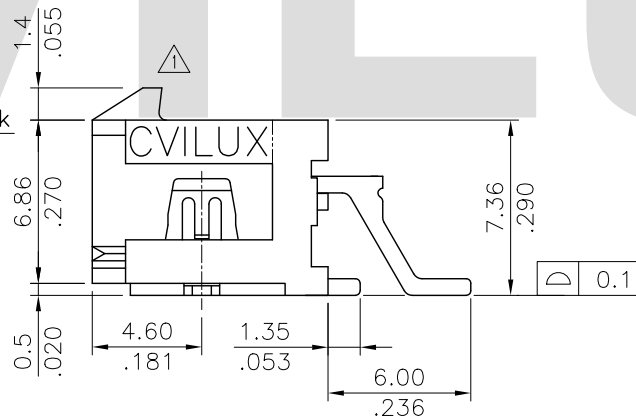
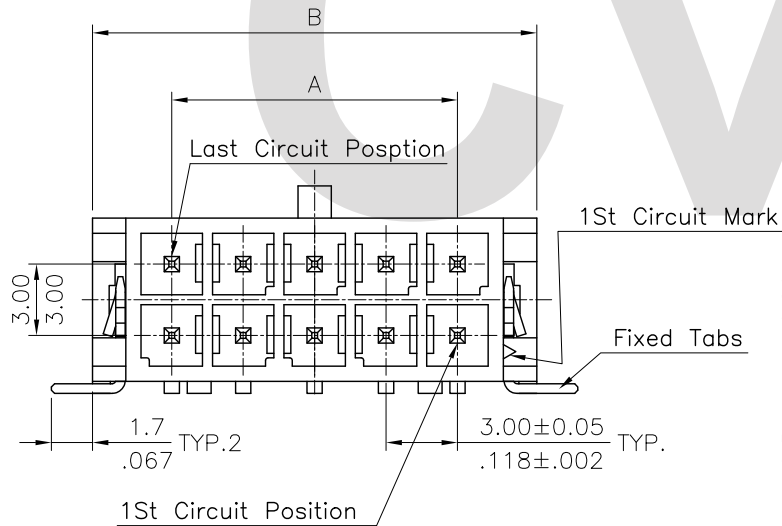
\* Contact: Brass

Ordering Code:

CP35 \*\* P \* H S T  
① ② ③ ④ ⑤ ⑥ ⑦

CIRCUITS	DIM. A	DIM. B
2	—	6.7(.264)
4	3.00(.118)	9.7(.382)
6	6.00(.236)	12.7(.500)
8	9.00(.354)	15.7(.618)
10	12.00(.472)	18.7(.736)
12	15.00(.591)	21.7(.854)
14	18.00(.709)	24.7(.972)
16	21.00(.827)	27.7(1.091)
18	24.00(.945)	30.7(1.209)
20	27.00(1.063)	33.7(1.327)
22	30.00(1.181)	36.7(1.445)
24	33.00(1.299)	39.7(1.563)

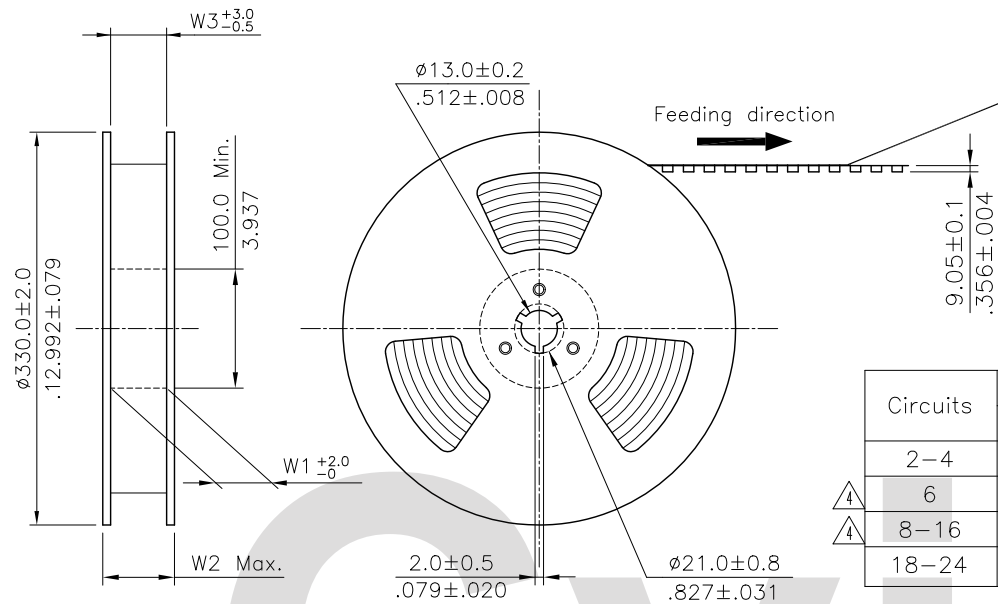
- ① Series No.
- ② No. of Circuits: 02~24
- ③ Contact type: P= Plug
- ④ Contact plated:
  - 1= Tin Plated over Nickel
  - A= Selective Gold Flash Plated over 1.27μm(50μ") Nickel
  - B= Selective 0.38μm(15μ") Gold Plated over 1.27μm(50μ") Nickel
  - C= Selective 0.76μm(30μ") Gold Plated over 1.27μm(50μ") Nickel
- ⑤ H= Right angle type
- ⑥ Mount type : S= SMT Type
- ⑦ Other options: T= With Fixed Tabs



Recommended P.C. Board Layout

RoHS Compliant

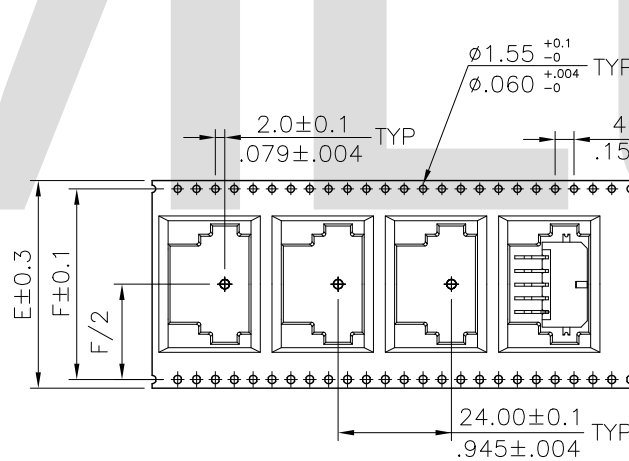
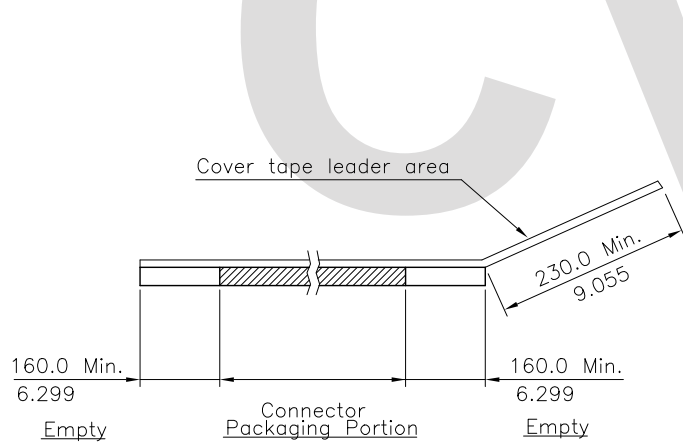
SYM	NAME	DATE	REVISIONS	APPROVED BY:	DATE	UNIT: mm / inch	TITLE: 3.00mm PITCH RIGHT ANGLE SMT TYPE POWER CONN.	瀚荃股份有限公司 CviLux Corporation				
△4	Steven	1/5-11'	ECN11002					DRAWING NO. CP3508SH	PART NO. CP35**P*HST	SCALE 3 / 1	SHEET 1 OF 2	
△3	Sandy	4/29-07'	ECN07153		DRAWN BY: Steven	1/5-11'	TOLERANCE UNLESS OTHERWISE SPECIFIED					MATERIAL:
△2	Sun	12/12-05'	ECN05428		ENGINEER: Eisley	1/5-11'	.X ± 0.30/.012 X' ± 1'					FINISH:
△1	Casey	08/12-05'	ECR05064/ECN05274		CHECKED BY: Eisley	1/5-11'	.XX ± 0.20/.008 .X' ±					
				APPROVED BY: David	1/5-11'	.XXX ± 0.10/.004 .XX' ±						



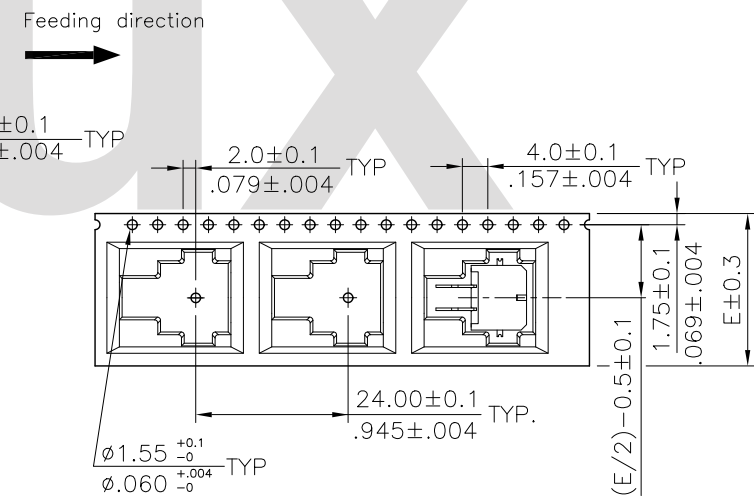
NOTE :

- \* Reel Material : HIPS
- \* Carrier Material : Black,Conductive Polystyrene Alloy
- \* Cover Tape Material : Polyester
- \* Cover Tape Peel Strength : 0.1N – 1.3N
- \* Carrier camber is within 1mm in 250mm
- \* All dimensions meet EIA-481-B requirements.
- \* Quantity : 250 PCS/Reel

Circuits	Dimension					Packing (Reel/Caton)
	E	F	W1	W2	W3	
2-4	24.0(.945)	-	24.5(.965)	30.5(1.200)	24.5(.965)	9
6	32.0(1.260)	28.40(1.118)	32.5(1.280)	38.5(1.516)	32.5(1.280)	7
8-16	44.0(1.732)	40.40(1.596)	44.5(1.752)	50.5(1.988)	44.5(1.752)	5
18-24	56.0(2.205)	52.40(2.063)	56.5(2.224)	62.5(2.461)	56.5(2.224)	4



WIDTH : 32,44,56 mm Carrier



WIDTH : 24 mm Carrier

RoHS Compliant

SYM	NAME	DATE	REVISIONS	APPROVED BY:	DATE	UNIT: mm / inch	TITLE: 3.00mm PITCH RIGHT ANGLE SMT TYPE POWER CONN.	瀚荃股份有限公司 CviLux Corporation				
4	Steven	1/5-11'	ECN11002	<div style="border: 2px solid red; border-radius: 50%; padding: 5px; display: inline-block;">             CIVILUX CORP              2011.01.18              ISSUED           </div>	DATE	UNIT: mm / inch	MATERIAL:	DRAWING NO.	CP3508SH	PART NO.	CP35**P*HST	
3	Sandy	4/29-07'	ECN07153		DRAWN BY: Steven	1/5-11'		TOLERANCE UNLESS OTHERWISE SPECIFIED	FINISH:	SCALE		SHEET
2	Sun	12/12-05	ECN05428		ENGINEER: Eisley	1/5-11'	.X ±      .X' ± 1'					
1	Casey	08/12-05	ECR05064/ECN05274		CHECKED BY: Eisley	1/5-11'	.XX ±     .X' ±					
					APPROVED BY: David	1/5-11'	.XXX ±    .XX' ±					