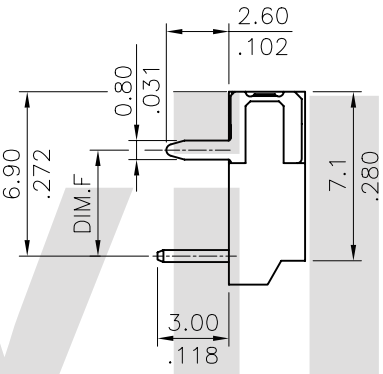
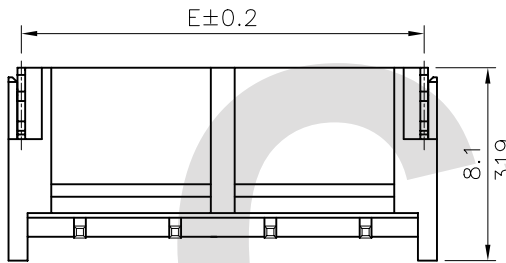


| Circuits | Dimension | | | | |
|----------|-----------|-------|-------|-------|-------|
| | A | B | C | D | E |
| 2 | 4.00 | 10.00 | 6.50 | 4.00 | 8.90 |
| | 8.00 | 14.00 | 10.50 | 8.00 | 12.90 |
| | 12.00 | 18.00 | 14.50 | 12.00 | 16.90 |
| | 16.00 | 22.00 | 18.50 | 16.00 | 20.90 |
| 3 | 4.00 | 14.00 | 10.50 | 8.00 | 12.90 |
| 4 | 4.00 | 18.00 | 14.50 | 12.00 | 16.90 |
| 5 | 4.00 | 22.00 | 18.50 | 16.00 | 20.90 |

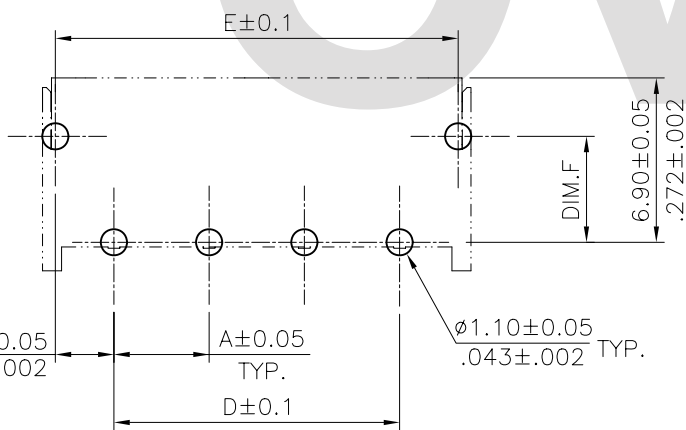
Material:
 Insulator: Nylon 6T + 30% G.F,
 UL 94V-0, Color Nature
 Contact: Brass



Ordering Code:

CP04 2 A P 1 H T 0
 ① ② ③ ④ ⑤ ⑥ ⑦ ⑧

- ① Series No.
- ② Circuits: 2, 3, 4 & 5 Pin
- ③ Circuits pitch(only for 2 circuits):
 A= 4.0mm, B= 8.0mm, C= 12.0mm, D=16.0mm
- ④ P= Pin Header
- ⑤ Plating Code:
 1= Tin plated over Nickel
- ⑥ Contact type: H= Right Angle DIP Type
- ⑦ Packing option: T= Tube Packing
- ⑧ Other option: 0= With metal pegs,DIM.F= 4.45mm
 1= With metal pegs,DIM.F= 5.75mm
 2= Without metal pegs



Recommended P.C. Board Layout

RoHS Compliant

| | | | | | | | | | |
|-----|------|----------|---------------------|---|--------------------------------------|-----------------|---|--------------------------------|----------------------|
| ④ | | | | | DATE | UNIT: mm / inch | TITLE: 4.0/8.0/12.0mm PITCH WIRE TO BOARD CONNECTOR | 瀚荃股份有限公司 CviLux Corporation | |
| ③ | Sun | 8/25/06 | ECN06289 | DRAWN BY: Sun 8/31-06' ENGINEER: Eisley 8/31-06' CHECKED BY: David 8/31-06' APPROVED BY: Alex 8/31-06' | TOLERANCE UNLESS OTHERWISE SPECIFIED | MATERIAL: | DRAWING NO. CP0405SD | | PART NO. CP04**P*HT* |
| ② | Sun | 11/22/05 | ECN05398 | | .X ± 0.30/012 X' ± r | FINISH: | SCALE | 3 / 1 | SHEET 1 OF 1 |
| ① | Sun | 10/18/04 | ECR04091-0/ECN04407 | | .XX ± 0.20/008 X' ± | | | | |
| SYM | NAME | DATE | REVISIONS | | .XXX ± 0.10/004 XX' ± | | | | |