

Material:

* Insulation: Nylon 66, Color Nature

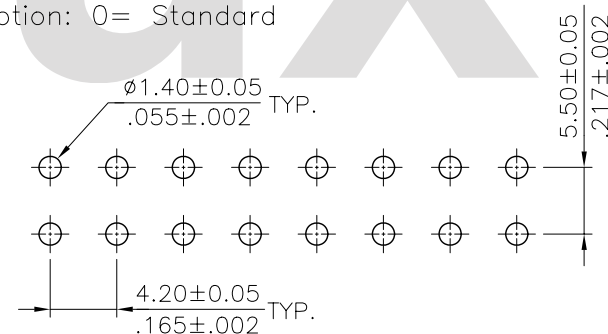
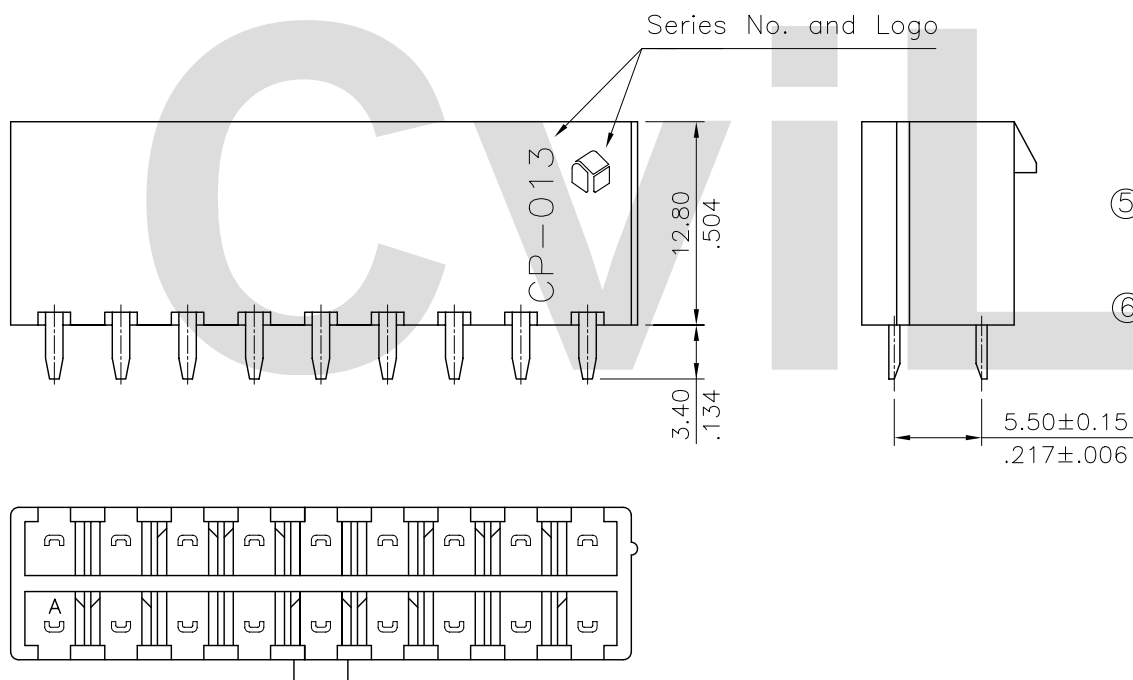
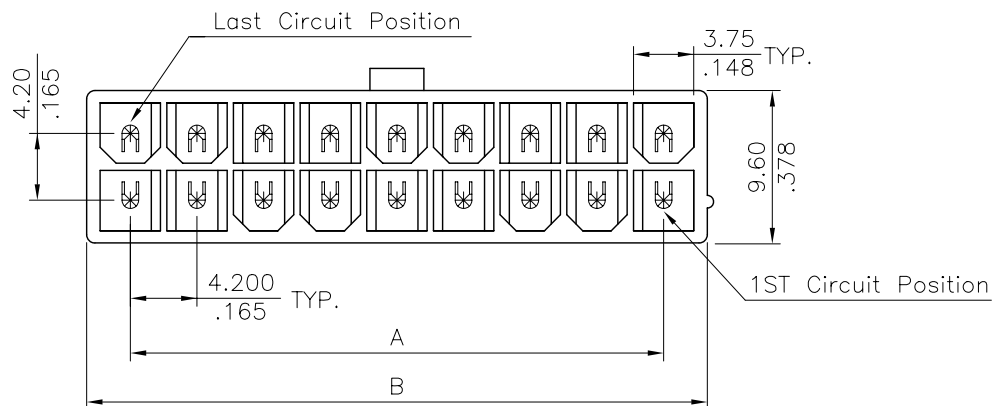
* Contact: Brass

Circuit Pattern Schedule: See Drawing No: CP0110S*

Ordering Code:

CP-01	3	**	*	E	0
①	②	③	④	⑤	⑥

- ① Series No.
- ② Type of Connector:
3= Straight PCB mount header
- ③ No of Circuits:
- ④ Plating Code:
1= 2.54μm(100μ") Tin over 1.02μm(40μ") Nickel
2= Gold flash plated over 0.76μm(30μ") Nickel
B= Selective 0.38μm(15μ") gold plated over 1.27μm(50μ") Nickel
C= Selective 0.76μm(30μ") gold plated over 1.27μm(50μ") Nickel
- ⑤ Variation:
E= UL 94V-2, Without mounting pegs (Glow wire available)
- ⑥ Option: 0= Standard



Recommended P.C. Board Layout

RoHS Compliant

④						DATE	UNIT: mm / inch	TITLE: STRAIGHT HEADER	瀚荃股份有限公司 CviLux Corporation
③					DRAWN BY: Sandy	7/06-07'	TOLERANCE UNLESS OTHERWISE SPECIFIED	CP-01 POWER CONNECTOR	
②					ENGINEER: Eisley	7/06-07'	.X ± 0.38/.015 .X' ± r	MATERIAL:	
①					CHECKED BY: David	7/06-07'	.XX ± 0.25/.010 .X' ±	FINISH:	
SYM	NAME	DATE	REVISIONS		APPROVED BY: David	7/06-07'	.XXX ± 0.10/.004 .XX' ±		
									DRAWING NO. CP0150AA
									PART NO. CP-013***E0
									SCALE 2 / 1
									SHEET 1 OF 1